

SINGER
112W101

PRICE LIST

OF

PARTS



MACHINE No. 112 w 101

THE SINGER MANUFACTURING COMPANY

INDEX

	PAGE
ACCESSORIES.....	18
BOBBIN WINDER.....	18
FEED DOGS.....	21
FOOT LIFTER.....	22
KNEE LIFTER.....	19
MACHINE No. 112w101.....	7
NUMERICAL LIST OF PARTS.....	33
OBSOLETE PARTS.....	32
PRESSER FEET.....	23
THREAD UNWINDER.....	20
THROAT PLATES.....	29
UNDER DRIVER.....	30

Instructions for Ordering

In ordering from this list, use **ONLY** the **PART** number in the **FIRST** column.

The number stamped on a Sewing Machine Part is the number of the Single Part only, except when the part includes Set Screws, Clamping Screws, Studs and Rollers Spun on, Small Wires riveted, or Parts soldered together, etc., which it is necessary to furnish in combination.

Every combination of parts sent out has its specific number which, although not stamped on Parts (except in above cases) must be used when ordering the combination.

Each number always indicates the **SAME PART** in whatever list it appears, or for whatever Machine.

The letters after some of the numbers indicate the style of finish only, as follows:

- A. Hardened, Polished and Plated.
- B. Polished and Plated.
- C. Hardened only.
- D. Polished only.
- E. Soft, not polished.
- F. Hardened and Polished.
- H. Blued.

These letters **MUST BE USED** when they appear in the list and **AFTER** the number, as in the list.

In this series

200001 to 201500 are Screw Numbers.

201501 to 201800 are Nut Numbers.

201801 to 202000 are Roller Numbers.

202001 and upward are numbers of Machine Parts.


The figures in the second column refer only to the plate in which the illustration of the part is shown and are **NOT TO BE USED** in ordering.

Two or more numbers over a cut indicate that the difference between such parts is not visible in an illustration.

Parts marked with an asterisk (*) are furnished only when repairs are made at the factory.

LIST OF PARTS COMPLETE

FOR



MACHINE No. 112w101

TWO NEEDLE. COMPOUND FEED. OBLIQUE HOOK

For Shirts, Underwear, Corsets, Etc.

In gauges from $\frac{1}{8}$ to 1 inch.

No.	Plate	Name	Each
*223764	—	Arm with 202135	\$ —
223602	13202	“ Cap	50
223603	13202	“ “ Cover	25
200278H	13201	“ “ Screw (2)	05
202248H	13201	“ “ “ Washer (2)	05
223604	—	“ “ Thread Guide	55
223605	13201	“ “ “ “ 223604 with 210991 and two 200179H	75

No.	Plate	Name	Each
210991	13201	Arm Cap Thread Guide Latch Spring ...	\$ 15
200179H	13201	" " " " " " Screw	02
200172H	13201	" " " " " Screw (2)	02
204235	13201	" Position Pin (2)	02
200004F	13201	" Screw (3)	08
202005	13201	" " Washer (3)	01
223606	13213	" Shaft with 200357E and 203100	6 00
223607	13202	" " Bushing (back) with 202260 ..	65
202260	—	" " " " Oil Packing (wick)	01
200338C	13201	Arm Shaft Bushing (back) Set Screw ..	04
213299	13202	" " " (center) with 202260 ..	25
202260	—	" " " " Oil Packing (wick)	01
200327C	13201	Arm Shaft Bushing (center) Set Screw ..	04
202245	13202	" " " (front) with 202036 and 202260	55
202260	—	Arm Shaft Bushing (front) Oil Packing (wick)	01
200502B	13201	Arm Shaft Bushing (front) Oil Packing Thumb Screw	25
202036	13201	Arm Shaft Bushing (front) Position Pin	01
200338C	13201	" " " " Set Screw ..	04
223731	13202	" " Connection with four 200054E (3)	2 00
200054E	13201	Arm Shaft Connection Screw	03
203100	—	" " Oil Packing (wick)	01
200357E	13201	" " " " Stop Screw	03
202632	13202	" Side Plate	30
200462B	13201	" " " Thumb Screw	10
223612	13201	Attachment Slide Plate	30
202705	13213	Balance Wheel with 200328C and 200335C	85
200328C	13201	" " Position Screw	04
200335C	13201	" " Set Screw	04
*223613	—	Bed with 202062	—
202258	13201	" Hinge Connection (2)	08
200570E	13203	" " " Screw (4)	05
223806/	—	" Slide (back)	45
223807	13217	" " 223806 with 200598F and 223708	60
223732	13203	" " (back) Support Stud	05
223808	—	" " (front)	55
223809	13217	" " 223808 with 200598F and 223708	70
223618	13203	Bobbin (2)	05
*223801	—	" Case	—
223802	13205	" " Latch	15
*202056	—	" " " Pin	—
223803	13205	" " " Plunger	10
203474	13205	" " " Spring	01

No.	Plate	Name	Each
223804	13205	Bobbin Case complete, Nos. 200597F, 201016F, 202056, 203474, 223624 and 223801 to 223803	\$2 75
223620	13203	Bobbin Case Opener	1 50
223621	13203	" " " Lever with 201197C and 201542C	2 00
201197C	13203	Bobbin Case Opener Lever Driving Screw Stud	25
201542C	13203	Bobbin Case Opener Lever Driving Screw Stud Nut	05
223622	13203	Bobbin Case Opener Lever Hinge Stud with 202277	35
202277	—	Bobbin Case Opener Lever Hinge Stud Oil Packing (wick)	01
200373C	13203	Bobbin Case Opener Lever Hinge Stud Set Screw (left)	02
201246C	13203	Bobbin Case Opener Lever Hinge Stud Set Screw (right)	04
223623	13203	Bobbin Case Opener Lever Link	75
200118F	13203	" " " Screw	02
223624	13203	" " Tension Spring	10
201016F	13203	" " " " Regulating Screw	04
200597F	13203	Bobbin Case Tension Spring Screw	02
210911	11618	Face Plate	65
202135	13203	" " Position Pin	01
200473B	13203	" " Thumb Screw	06
223626	13206	Feed Bar with 200075E and 201535E	1 10
223627	—	" " 223626 with 201247H and 223654	2 00
201223C	13203	" " Hinge Screw (driving)	40
201518E	13203	" " " " Nut	04
223629	13214	" Dog, 46 needle hole, for needle sizes 16 and 18, in gauges $\frac{1}{8}$, $\frac{5}{16}$, $\frac{1}{4}$ and $\frac{3}{8}$ in., for 223713	1 50
223628	13214	Feed Dog, 46 needle hole, for needle sizes 16 and 18, in gauges from $\frac{1}{8}$ to $\frac{3}{8}$ in., in steps of $\frac{1}{32}$ in., for 223712	1 50
223632	13214	Feed Dog, 46 needle hole, for needle sizes 16 and 18, in gauges from $\frac{1}{8}$ to $\frac{3}{8}$ in., in steps of $\frac{1}{32}$ in., for 223714	1 50
223635	—	Feed Dog, 46 needle hole, for needle sizes 16 and 18, in 1 in. gauge, for 223715	2 00
200106E	13203	Feed Dog Screw (2)	02
200075E	13203	" " Support Screw	02
201535E	13203	" " " " Nut	03
223644	13206	" Driving Connection with 200049D and 202277	85

No.	Plate	Name	Each
201171c	13203	Feed Driving Connection Hinge Screw ..	\$ 30
201517D	13203	" " " " " Nut	05
202277	—	" " " " " Oil Packing (wick)	01
202277	—	Feed Driving Connection Oil Packing (wick)	01
200049D	13203	Feed Driving Connection Pinch Screw..	03
223645	13206	" " Eccentric	2 00
223646	13204	" " " Bracket with 200363c and 200396c	1 25
223647	—	Feed Driving Eccentric Bracket 223646 with 223659 and two 200098F	2 00
200396c	13204	Feed Driving Eccentric Bracket Position Screw	03
200363c	11608	Feed Driving Eccentric Bracket Set Screw	03
200913F	13204	Feed Driving Eccentric Fulcrum Screw	05
201525E	13204	" " " " " Nut	03
223648	13204	Feed Driving Eccentric Gib	05
200132E	11609	" " " " Screw (2)..	02
223649	13204	" " " Washer	10
200582II	11610	" " " " Screw (2) ..	02
223650	13213	" " Rock Shaft	75
223651	—	" " " " 223650 with 201223c, 201518E and 223627	3 20
223652	13204	Feed Driving Rock Shaft Crank with 200019D	60
200019D	13204	Feed Driving Rock Shaft Crank Pinch Screw	06
202625	13204	Feed Driving Rock Shaft Stop Collar with two 200383c (2)	20
200383c	13204	Feed Driving Rock Shaft Stop Collar Set Screw	02
223653	13204	Feed Lifting Cam with 201220c	75
223654	13204	" " " Fork with 200173D and 223655	1 00
201247H	13204	Feed Lifting Cam Fork Screw	04
223655	—	" " " Oiling Felt	02
200173D	13204	" " " " " Screw ..	04
201220c	13205	" " " Set Screw	02
223656	13204	" Regulating Index Lever	75
223657	13204	" " " " Bearing ..	75
223658	13205	" " " " " Cap with 200380c	75
200380c	11614	Feed Regulating Index Lever Bearing Cap Set Screw	02

No.	Plate	Name	Each
223659	13205	Feed Regulating Index Lever Operating Bracket	\$ 75
202140c	—	Feed Regulating Index Lever Operating Bracket Position Pin	01
200098F	13205	Feed Regulating Index Lever Operating Bracket Screw	03
223660	13205	Feed Regulating Index Lever Operating Lever with 201175c	30
223661	13205	Feed Regulating Index Lever Operating Lever Bearing	50
223662	13205	Feed Regulating Index Lever Operating Lever Bearing Spring	02
201175c	13205	Feed Regulating Index Lever Operating Lever Screw Stud	10
223761	13206	Feed Regulating Index Plate	50
200582II	11610	" " " " Screw (4)	02
201173c	13205	" " Lock Screw	25
223664	13205	" " " Friction Plate	06
223665	13206	" " " Key	60
*223666	—	Hook (sewing)	—
223667	13205	" 223666 with 223677, 223683, two 200120F and three 200596F	5 00
223805	—	Hook and Bobbin Case complete, Nos. 223667 and 223804	7 75
223668	13205	Hook Bushing (lower) (brass)	40
200364c	13205	" " " Set Screw	03
223669	13205	" " (upper) (brass)	35
200446c	13205	" " " Position Screw	04
223670	13208	" Driving Gear (spiral) (left) with 200362c and 201222c	3 00
223729	13208	Hook Driving Gear (spiral) (right) with 200362c and 201222c	3 00
201222c	13208	Hook Driving Gear Position Screw	03
200362c	13208	" " " Set Screw	03
223671	13208	" " Pinion (spiral) (left) with two 200382c	1 00
223730	13208	Hook Driving Pinion (spiral) (right) with two 200382c	1 00
200382c	13208	Hook Driving Pinion Set Screw	02
223672	13208	" " " Thrust Washer	20
223673	13213	" " Shaft	6 50
223674	13206	" " " Bushing (back) with 202260	35
223675	13206	Hook Driving Shaft Bushing (front) with 202260	35

No.	Plate	Name	Each
202260	—	Hook Driving Shaft Bushing Oil Packing (wick)	\$ 01
200335c	13201	Hook Driving Shaft Bushing Set Screw (2)	04
223676	13208	Hook Driving Shaft Collar with two 200378c (2)	20
200378c	13208	Hook Driving Shaft Collar Set Screw ..	02
*223677	—	" " Gib	—
200120F	13208	" " Screw	02
223678	13207	" Saddle (left) with 200009u, 200364c, 200373c and 200446c	2 50
223679	13207	Hook Saddle (right) with 200009u, 200364c, 200446c and 201246c	2 50
223680	13207	Hook Saddle Bearing (left)	60
200327c	13201	" " " " Set Screw ..	04
223681	13207	" " " (right)	70
200335c	13201	" " " " Set Screw ..	04
223682	—	" " Oil Guard	25
200096D	13208	" " " " Screw (2)	03
200009u	13208	" " Pinch Screw	05
200006E	13208	" " Screw (2)	07
225585E	13208	" " " Washer (2)	02
223727	13207	Hook Saddle (left) complete, Nos. 200118F, 223620 to 223623, 223668, 223669, 223671, 223672, 223678 and 223805	18 00
223728	13207	Hook Saddle (right) complete, Nos. 200118F, 223620 to 223623, 223668, 223669, 223672, 223679, 223730 and 223805	18 00
223683	13208	Hook Washer	20
200596F	13208	" " Screw	02
202445	13208	Knee Lifter Connection Lever with 202446	07
200224u	11614	" " " " Hinge Screw	12
223684	13212	" " " " Lifting Rod with 202302	05
202302	12321	Knee Lifter Connection Lever Lifting Rod Cotter Pin	01
202446	13208	Knee Lifter Connection Lever Pin	03
223685	13212	" " Lifting Lever	25
200262u	11614	" " " " Hinge Screw ..	10
223686	13212	Needle Bar	80
202552	13208	" " Connecting Link	1 25
223687	13209	" " " " Oil Guard	10
200161D	13209	" " " " " " Screw	04

No.	Plate	Name	Each
202333	13209	Needle Bar Connecting Link Stud with 202254	\$ 25
202254	—	Needle Bar Connecting Link Stud Oil Packing (wick)	01
200374c	12321	Needle Bar Connecting Link Stud Set Screw	02
200383c	13204	Needle Bar Connecting Link Stud Set Screw	02
223688	13209	Needle Bar Connecting Stud with 200072c and 202330	35
202330	—	Needle Bar Connecting Stud Oil Packing (wick)	01
200072c	—	Needle Bar Connecting Stud Pinch Screw	03
202662	13212	" " Crank with 200335c, 200374c, 200383c, 200428c and 202333	1 00
223734	—	Needle Bar Crank 202662 with 202399, 202400, 202552, 223688 and 223701	4 50
203172	13209	Needle Bar Crank Friction Washer	05
200428c	13209	" " " Position Screw	08
200335c	13201	" " " Set Screw	04
223689	13212	" " Rock Frame	1 00
210910	13208	" " " " Hinge Stud with 202277	35
202277	—	Needle Bar Rock Frame Hinge Stud Oil Packing (wick)	01
200352c	13209	Needle Bar Rock Frame Hinge Stud Set Screw	03
202666	13209	Needle Bar Rock Frame Position Bracket	10
200098F	13205	" " " " " " Screw	03
223690	—	Needle Bar Rock Frame Rock Shaft	75
223691	13213	" " " " " " 223690 with 200386c and 210920	1 10
223692	13212	Needle Bar Rock Frame Rock Shaft Crank with 200029c	40
223693	13212	Needle Bar Rock Frame Rock Shaft Crank Connection	35
200833c	13209	Needle Bar Rock Frame Rock Shaft Crank Connection Hinge Screw	10
201522E	13209	Needle Bar Rock Frame Rock Shaft Crank Connection Hinge Screw Nut ..	03
200029c	13209	Needle Bar Rock Frame Rock Shaft Crank Pinch Screw	05
202668	13209	Needle Bar Rock Frame Slide Block	15
210920	—	" " " " " " 202668 with 201141c	35

No.	Plate	Name	Each
201141c	13209	Needle Bar Rock Frame Slide Block Stud	\$ 10
200386c	13209	" " " " " " " "	
		Set Screw	02
223741	13209	Needle Holder, in gauges from $\frac{3}{32}$ to $\frac{1}{2}$ in., in steps of $\frac{1}{32}$ in., with 201030F and two 200141F	1 25
223742	13209	Needle Holder, in gauges from $\frac{1}{16}$ to $\frac{3}{8}$ in., in steps of $\frac{1}{32}$ in., with 201030F and two 200141F	1 50
223743	13211	Needle Holder, in gauges from $\frac{3}{32}$ to 1 in., in steps of $\frac{1}{32}$ in., with 201030F and two 200141F	1 75
201030F	13209	Needle Holder Screw	02
200141F	13209	" Set Screw	02
208566	13212	Presser Bar with 200074F	80
202336	13209	" " Bushing (2)	35
200352c	13209	" " " Set Screw (2)	03
202671	11608	" " Lifter	25
200653c	11608	" " " Hinge Screw	06
202672	11608	" " Lifting Releasing Lever Bracket	1 10
200975D	11608	Presser Bar Lifting Releasing Lever Bracket Guide Screw	15
202342	11608	Presser Bar Lifting Releasing Lever Bracket Spring (spiral)	02
202669	11608	Presser Bar Position Guide	35
202670	11608	" " " " Lever with 200086c	30
200086c	13209	Presser Bar Position Guide Lever Pinch Screw	03
200352c	13209	Presser Bar Position Guide Set Screw ..	03
210948	13212	" " Spring (flat)	1 00
210949	11608	" " " Bracket with 200086c ..	45
200086c	13209	" " " " Pinch Screw ..	03
200538c	11608	" " " Regulating Screw ..	10
200948F	11608	" " " Support Screw	12
230795	13209	" Foot Hinge Pin	01
223746	—	" " Plate, for 223747	1 25
223698	—	" " " " 223699	1 25
223748	—	" " " " 223749	1 25
223744	—	" " " " 223745	1 25
223750	—	" " " " 223751	1 25
202923	—	" " Shank	60
200074F	11608	" " Screw	03

No.	Plate	Name	Each
223747	13215	Presser Foot (hinged) complete, 46 needle hole, in gauges $\frac{3}{32}$, $\frac{1}{4}$, $\frac{5}{32}$ and $\frac{3}{8}$ in., Nos. 202923, 223746 and 230795	\$2 00
223699	13215	Presser Foot (hinged) complete, 46 needle hole, in gauges $\frac{1}{16}$, $\frac{1}{8}$, $\frac{3}{16}$ and $\frac{1}{4}$ in., Nos. 202923, 223698 and 230795	2 00
223749	13215	Presser Foot (hinged) complete, 46 needle hole, in gauges $\frac{1}{16}$, $\frac{1}{8}$, $\frac{3}{16}$ and $\frac{1}{4}$ in., Nos. 202923, 223748 and 230795	2 00
223745	13215	Presser Foot (hinged) complete, 46 needle hole, in gauges $\frac{1}{8}$ and $\frac{1}{4}$ in., Nos. 202923, 223744 and 230795	2 00
223751	13216	Presser Foot (hinged) complete, 46 needle hole, in gauges $\frac{3}{16}$, $\frac{1}{4}$, $\frac{5}{16}$ and $\frac{3}{8}$ in., Nos. 202923, 223750 and 230795	2 00
223701	13210	Take-up Lever	1 35
202399	11609	" " Driving Stud with 202277 ..	25
202277	—	" " " " Oil Packing (wick)	01
202400	11609	Take-up Lever Hinge Stud with 202423 ..	25
202423	—	" " " " Oil Packing (wick)	01
200358c	13209	Take-up Lever Hinge Stud Set Screw ..	03
202401	—	" " Oiling Felt	02
200132E	11609	" " " " Screw	02
223702	13210	Tension Bracket with two each 201224B and 205979	2 00
200159B	13209	Tension Bracket Screw	04
223705	—	Tension Bracket complete Nos. 200978c, 201199B, 223702, 223703, 223706, 223707, two each 200309E, 202407, 204271, 223704, three 201572B and four 202402..	4 00
202402	11610	Tension Disc (back)	05
205979	13209	" " Position Pin	01
210950	11609	" Release Driving Lever with 200394c and 202676	45
202676	11609	Tension Release Driving Lever Pin	01
202677	11609	" " " " " Slide Bar	35
210966	—	Tension Release Driving Lever Pin Slide Bar 202677 with 200167E and 210952 ..	45

No.	Plate	Name	Each
202678	11609	Tension Release Driving Lever Pin Slide Bar Spring	\$ 02
200394C	11609	Tension Release Driving Lever Set Screw	03
223703	13210	" " Lever	10
200309E	13210	" " " Screw	04
223704	13210	" " Plunger	03
204271	13210	" " Washer	05
202407	11610	" Spring	05
201224B	13211	" Stud	20
201572B	11610	" Thumb Nut	04
223706	13210	Thread Controller Disc	1 00
200978C	13210	" " " Screw	02
223707	13210	" " Spring	03
210952	11610	" " " Stop	10
200167E	11610	" " " " Screw	02
201199B	13210	" " Stud with 204925	15
200081C	11610	" " " Set Screw	02
201572B	11610	" " " Thumb Nut	04
204925	11610	" " " Washer	01
223708	13210	" Cutter	15
200598F	13210	" " Screw	02
223709	13210	" Guide	25
210954	11610	" " (lower)	20
210955	11610	" " (upper)	20
200118F	13203	" " Screw	02
200582H	11610	" " " (3)	02
210956	11610	" Retainer Bracket (left) with 200389c	50
223710	13210	" " " (right) with 200389c	50
200582H	11610	" " " Screw (4)	02
210960	11610	" " Disc (2)	02
210961	11610	" " Plunger (2)	04
210962	11610	" " " Spring (2)	01
210993	11610	" " Sleeve	05
210963	11610	" " Socket (2)	60
200368H	13210	" " " Set Screw (2)	02
210992	11610	" " Spring	01
210957	11610	" " Stud	12
210958	11610	" " " Collar	08
200389C	11610	" " " " Set Screw	02
210959	11610	Thread Retainer (lower) (left) complete, Nos. 210956 to 210958, 210992 and 210993	75
223711	13210	Thread Retainer (lower) (right) complete, Nos. 210957, 210958, 210992, 210993 and 223710	75
223713	13214	Throat Plate, for 223629, in gauges $\frac{1}{8}$, $\frac{1}{4}$, $\frac{3}{8}$ and $\frac{1}{2}$ inch	1 60

No.	Plate	Name	Each
223712	13214	Throat Plate, for 223628, in gauges from $\frac{1}{4}$ to $\frac{1}{2}$ in., in steps of $\frac{1}{32}$ inch	\$1 75
223714	13214	Throat Plate, for 223632, in gauges from $\frac{1}{8}$ to $\frac{1}{2}$ in., in steps of $\frac{1}{32}$ inch	1 85
223715	—	Throat Plate, for 223635, in 1 in. gauge	2 00
200161D	13209	" " Clamp Screw	04
202062	13210	" " Position Pin	01
691E	13210	" " Screw	04

ACCESSORIES

No.	Plate	Name	Each
200157B	13211	Attachment Screw	\$ 05
223618	13203	Bobbin (10)	05
225497	10776	" Case Screw Driver	10
223665	13206	Feed Regulating Lock Screw Key	60
112 N 1	---	Needles, twelve, size 14	Per doz. 20
223762	---	Drip Pan, 20 in. long, with four 1 in. wire nails	35
41400	10776	Machine Rest Pin (wood)	04
36578	10776	Oiler with 36579	10
36579	10776	" Spout, 3 in. long	06
225498	---	Screw Driver, 7 $\frac{1}{4}$ in. long	15
225554	---	Wrench (steel)	10

BOBBIN WINDER

Swing Automatic, Right Hand

223735	13226	Bobbin Winder Base	20
200577H	13211	" " " Screw	02
*210968	---	" " Bobbin Holder	---
202471	13226	" " Frame	15
200221E	11614	" " " Hinge Screw	12
202472	13226	" " " Spring	05
200161E	13209	" " " " Screw	04
202473	13226	" " Pulley with 200380c	20
200380c	11614	" " " Set Screw	02
*210969	---	" " Spindle	---
210970	11614	" " " 210969 with 210968..	75
210971	11614	" " Stop Latch	10
200056E	11614	" " " " Screw	03
202477	11614	" " " " Thumb Lever	15
200299H	13211	" " " " " " " "	
		Hinge Screw	05
200299H	13211	Bobbin Winder Stop Latch Thumb Lever Joint Screw	05
201537H	11614	Bobbin Winder Stop Latch Thumb Lever Joint Screw Nut	03
202478	11614	Bobbin Winder Stop Latch Trip Lever	10
200299H	13211	" " " " " " " "	
		Hinge Screw	05

No.	Plate	Name	Each
223736	13226	Bobbin Winder complete, Nos. 200056E, 200161E, 200221E, 201537H, 202471 to 202473, 202477, 202478, 210970, 210971, 223735 and three 200299H	\$1 70
223737	---	Bobbin Winder Spool Holder Base	15
200150B	13211	" " " " " Screw	06
202481	13226	" " " " " Spool Pin	05
210974	11614	Bobbin Winder Spool Holder Thread Guide	10
210975	11614	Bobbin Winder Spool Holder Thread Guide Spring	02
201004B	11614	Bobbin Winder Spool Holder Thread Guide Tension Screw Stud	15
201615B	11614	Bobbin Winder Spool Holder Thread Guide Tension Screw Stud Nut	06
223738	13226	Bobbin Winder Spool Holder complete, Nos. 201004B, 201615B, 202481, 210974, 210975 and 223737	45
223739	13213	Bobbin Winder and Spool Holder Base	1 50
223740	---	Bobbin Winder and Spool Holder complete, Nos. 200150B, 223736, 223738, 223739 and two 200577H	3 75

KNEE LIFTER

202450	13213	Knee Lifter Rock Lever with 200522c and 200529c	35
202185	---	Knee Lifter Rock Lever 202450 with two each 202451 and 202452	50
223763	13213	Knee Lifter Rock Lever 202185 with 202203 and 227784	85
202453	13213	Knee Lifter Rock Lever Knee Plate with 200526c	17
202203	---	Knee Lifter Rock Lever Knee Plate 202453 with 202454	30
202454	13213	Knee Lifter Rock Lever Knee Plate Arm (long)	12
200522c	13211	Knee Lifter Rock Lever Knee Plate Arm Set Screw	06
200526c	12321	Knee Lifter Rock Lever Knee Plate Set Screw	05
202451	13213	Knee Lifter Rock Lever Lug with two wood screws $\frac{3}{8}$ in., No. 13H	05

No.	Plate	Name	Each
202452	13211	Knee Lifter Rock Lever Lug Hinge Pin..	\$ 02
227784	13213	" " " " Rod, 3 in. long, with 227785	06
*227785	—	Knee Lifter Rock Lever Rod Cap or Oil Guard	—
200529c	13211	Knee Lifter Rock Lever Rod Set Screw.. (Other Knee Lifter parts are listed with parts of machine head).	05

THREAD UNWINDER

202486	—	Spool Pin	03
202487	—	" Rest	25
227498	—	" "	20
202488	10838	" " 202487 with 200363c, 200383c and two 202486	35
227499	10838	Spool Rest 227498 with 200363c and 202486	25
202489	10838	Spool Rest Rod	05
200383c	13204	" " " Set Screw.....	02
200383c	13204	" " Set Screw	02
202490	10838	" Stand with 200383c	20
202491	—	" Washer (steel)	02
202492	—	" Weight with 202493	25
202493	—	" Center with 202793 and 203163	10
203163	—	" " Bushing	03
202793	—	" " Thread Guide	05
202794	10838	Thread Eyelet Rod	15
200363c	11608	" " " Set Screw	03
227500	10838	Thread Unwinder complete, Nos. 202488 to 202490, 202794, 227499, three each 202491, 202492 and wood screws $\frac{3}{8}$ in., No. 13	1 75

FEED DOGS

No.	Plate	Name	Each
223629	13214	Feed Dog, 46 needle hole, for needle sizes 16 and 18, in gauges $\frac{1}{8}$, $\frac{3}{16}$, $\frac{1}{4}$ and $\frac{5}{16}$ in., for 223713	\$1 50
223630	13214	Feed Dog, 40 needle hole, for needle sizes 20 and 22, in gauges $\frac{3}{16}$, $\frac{1}{4}$ and $\frac{5}{16}$ in., for 223713	1 50
223634	13214	Feed Dog, 50 needle hole, for needle sizes 14 and 15, in gauges from $\frac{1}{16}$ to $\frac{3}{16}$ in., in steps of $\frac{1}{32}$ in., for 223714	1 50
223632	13214	Feed Dog, 46 needle hole, for needle sizes 16 and 18, in gauges from $\frac{1}{16}$ to $\frac{3}{16}$ in., in steps of $\frac{1}{32}$ in., for 223714	1 50
223633	13214	Feed Dog, 40 needle hole, for needle sizes 20 and 22, in gauges from $\frac{1}{16}$ to $\frac{3}{16}$ in., in steps of $\frac{1}{32}$ in., for 223714	1 50
223628	13214	Feed Dog, 46 needle hole, for needle sizes 16 and 18, in gauges from $\frac{1}{4}$ to $\frac{13}{16}$ in., in steps of $\frac{1}{32}$ in., for 223712	1 50
223631	13214	Feed Dog, 40 needle hole, for needle sizes 20 and 22, in gauges from $\frac{1}{4}$ to $\frac{13}{16}$ in., in steps of $\frac{1}{32}$ in., for 223712	1 50
223635	—	Feed Dog, 46 needle hole, for needle sizes 16 and 18, in 1 in. gauge, for 223715	2 00
223636	—	Feed Dog, 40 needle hole, for needle sizes 20 and 22, in 1 in. gauge, for 223715	2 00

FOOT LIFTER

Parts for Changing Machine from Knee Lifter to Foot Lifter

No.	Plate	Name	Each
223733	13217	Foot Lifter Lifting Lever Extension	\$ 50
200082D	12321	" " " " " Screw..	03
227561	13211	" " " " Spring	25
200835D	13211	" " " " " Stop Screw	08

PRESSER FEET

No.	Plate	Name	Each
230795	13209	Presser Foot Hinge Pin	\$ 01
223694	---	" " Plate, for 223695	1 75
223696	---	" " " " 223697	1 75
223698	---	" " " " 223699	1 25
223744	---	" " " " 223745	1 25
223746	---	" " " " 223747	1 25
223748	---	" " " " 223749	1 25
223750	---	" " " " 223751	1 25
223754	---	" " " " 223755	1 75
223756	---	" " " " 223757	1 75
223758	---	" " " " 223759	1 50
223770	---	" " " " 223771	1 25
223772	---	" " " " 223773	1 75
223785	---	" " " " 223786	1 25
229311	---	" " " " 229312	1 85
229418	---	" " " " 229419	1 85
229886	---	" " " " 229887	1 85
229235	---	" " " " 229236	1 15
229237	---	" " " " 229238	1 15
231499	---	" " " " 231500	1 15
231501	---	" " " " 231502	1 15
229257	---	" " " " 229258	1 15
229259	---	" " " " 229260	1 15
229449	---	" " " " 229450	1 15
229623	---	" " " " 231512	1 15
229267	---	" " " " 229268	1 15
229395	---	" " " " 229396	1 15
229893	---	" " " " 229894	1 15
229895	---	" " " " 229896	1 15
229269	---	" " " " 229270	1 25
229901	---	" " " " 229902	1 25
231457	---	" " " " 231458	1 25
231459	---	" " " " 231460	1 25
229613	---	" " " " 229614	2 00
229827	---	" " " " 229826	2 00
229968	---	" " " " 229969	2 00
229422	---	" " " " 229315	1 85
229424	---	" " " " 229316	1 85
229436	---	" " " " 229437	1 85
229397	---	" " " " 229398	1 25
229897	---	" " " " 229898	1 25
229899	---	" " " " 229900	1 25
231455	---	" " " " 231456	1 25

No.	Plate	Name	Each
229399	—	Presser Foot Plate, for 229400	\$1 25
231463	—	" " " " 231464	1 25
231465	—	" " " " 231466	1 25
231467	—	" " " " 231468	1 25
229420	—	" " " " 229585	1 85
229846	—	" " " " 229847	1 85
229233	—	" " " " 211547	1 85
229313	—	" " " " 229314	1 85
229426	—	" " " " 229432	1 85
202923	—	" " Shank	60
202926	—	" " " "	75
223695	13215	Presser Foot (hinged) complete, 50 needle hole, in gauges from $\frac{1}{8}$ to $\frac{1}{16}$ in., in steps of $\frac{1}{32}$ in., Nos. 202923, 223694 and 230795, for lap seam felling	2 50
223697	13215	Presser Foot (hinged) complete, 40 needle hole, in gauges $\frac{1}{4}$, $\frac{3}{32}$ and $\frac{1}{8}$ in., Nos. 202923, 223696 and 230795, for overall felling	2 50
223699	13215	Presser Foot (hinged) complete, 46 needle hole, in gauges $\frac{11}{32}$, $\frac{3}{8}$, $\frac{13}{32}$ and $\frac{7}{16}$ in., Nos. 202923, 223698 and 230795	2 00
223745	13215	Presser Foot (hinged) complete, 46 needle hole, in gauges $\frac{13}{32}$ and $\frac{1}{2}$ in., Nos. 202923, 223744 and 230795	2 00
223747	13215	Presser Foot (hinged) complete, 46 needle hole, in gauges $\frac{7}{32}$, $\frac{1}{2}$, $\frac{3}{16}$ and $\frac{1}{8}$ in., Nos. 202923, 223746 and 230795	2 00
223749	13215	Presser Foot (hinged) complete, 46 needle hole, in gauges $\frac{11}{32}$, $\frac{1}{2}$, $\frac{13}{32}$ and $\frac{7}{16}$ in., Nos. 202923, 223748 and 230795	2 00
223751	13216	Presser Foot (hinged) complete, 46 needle hole, in gauges $\frac{11}{32}$, $\frac{1}{2}$, $\frac{13}{32}$ and $\frac{3}{8}$ in., Nos. 202923, 223750 and 230795	2 00
223755	13216	Presser Foot (hinged) complete, 50 needle hole, in gauges $\frac{11}{32}$, $\frac{3}{8}$, $\frac{13}{32}$ and $\frac{7}{16}$ in., Nos. 202923, 223754 and 230795, for lap seam felling	2 50
223757	13216	Presser Foot (hinged) complete, 50 needle hole, in gauges $\frac{11}{32}$, $\frac{1}{2}$, $\frac{13}{32}$ and $\frac{7}{16}$ in., Nos. 202923, 223756 and 230795, for lap seam felling	2 50
223759	13216	Presser Foot (hinged) complete, 50 needle hole, in gauges $\frac{7}{32}$, $\frac{1}{2}$, $\frac{3}{16}$ and $\frac{1}{8}$ in., Nos. 202923, 223758 and 230795, for stitching front steels in corsets	2 25
223771	13216	Presser Foot (hinged) complete, 50 needle hole, in gauges $\frac{11}{32}$, $\frac{1}{2}$, $\frac{13}{32}$ and $\frac{3}{8}$ in., Nos. 202923, 223770 and 230795	2 00

No.	Plate	Name	Each
223773	13216	Presser Foot (hinged) complete, 50 needle hole, in gauges from $\frac{1}{8}$ to $\frac{1}{16}$ in., in steps of $\frac{1}{32}$ in., Nos. 202923, 223772 and 230795, for lap seam felling	\$2 50
223786	13215	Presser Foot (hinged) complete, 46 needle hole, in gauges from $\frac{11}{32}$ to $\frac{1}{2}$ in., in steps of $\frac{1}{32}$ in., Nos. 202923, 223785 and 230795	2 00
229411	14003	Presser Foot, 53 needle hole, in gauges from $\frac{1}{8}$ to $\frac{1}{16}$ in., in steps of $\frac{1}{32}$ inch ..	90
229503	14003	Presser Foot, 50 needle hole, in gauges from $\frac{1}{8}$ to $\frac{1}{16}$ in., in steps of $\frac{1}{32}$ inch	90
229415	14003	Presser Foot, 50 needle hole, in gauges from $\frac{1}{8}$ to 1 in., in steps of $\frac{1}{32}$ inch	1 00
221418	11840	Presser Foot, 53 needle hole, in gauges from $\frac{1}{16}$ to $\frac{1}{8}$ in., in steps of $\frac{1}{32}$ inch ..	1 00
229412	14003	Presser Foot, 53 needle hole, in gauges from $\frac{1}{2}$ to $\frac{5}{8}$ in., in steps of $\frac{1}{32}$ inch	1 00
229433	13211	Presser Foot, 53 needle hole, in gauges from $\frac{11}{32}$ to $\frac{1}{2}$ in., in steps of $\frac{1}{32}$ inch ..	2 25
229323	11840	Presser Foot, 46 needle hole, in gauges from $\frac{11}{32}$ to $\frac{3}{8}$ in., in steps of $\frac{1}{32}$ inch ..	1 00
229312	13211	Presser Foot (hinged) complete, 53 needle hole, in gauges $\frac{1}{8}$, $\frac{3}{16}$ and $\frac{1}{4}$ in., Nos. 202926, 229311 and 230795. Hinge pin set back $\frac{1}{16}$ in. from regular, for felling	2 60
229419	13211	Presser Foot (hinged) complete, 53 needle hole, in gauges $\frac{7}{32}$, $\frac{1}{2}$, $\frac{3}{16}$ and $\frac{1}{8}$ in., Nos. 202926, 229418 and 230795. Hinge pin set back $\frac{1}{16}$ in. from regular, for felling	2 60
229887	13211	Presser Foot (hinged) complete, 53 needle hole, in gauges $\frac{11}{32}$, $\frac{3}{8}$, $\frac{13}{32}$ and $\frac{7}{16}$ in., Nos. 202926, 229886 and 230795. Hinge pin set back $\frac{1}{16}$ in. from regular, for corset felling	2 60
231500	11840	Presser Foot (hinged) complete, 53 needle hole, in gauges $\frac{1}{8}$, $\frac{3}{16}$ and $\frac{1}{4}$ in., Nos. 202923, 230795 and 231499	1 90
229238	11840	Presser Foot (hinged) complete, 50 needle hole, in gauges $\frac{1}{8}$, $\frac{3}{16}$ and $\frac{1}{4}$ in., Nos. 202923, 229237 and 230795	1 90
229236	11840	Presser Foot (hinged) complete, 46 needle hole, in gauges $\frac{1}{8}$, $\frac{3}{16}$ and $\frac{1}{4}$ in., Nos. 202923, 229235 and 230795	1 90
231502	11840	Presser Foot (hinged) complete, 40 needle hole, in gauges $\frac{1}{8}$, $\frac{3}{16}$ and $\frac{1}{4}$ in., Nos. 202923, 230795 and 231501	1 90

Presser Feet

No.	Plate	Name	Each
231512	11840	Presser Foot (hinged) complete, 53 needle hole, in gauges $\frac{3}{32}$, $\frac{1}{4}$, $\frac{5}{32}$ and $\frac{3}{16}$ in., Nos. 202923, 229623 and 230795	\$1 90
229260	11840	Presser Foot (hinged) complete, 50 needle hole, in gauges $\frac{3}{32}$, $\frac{1}{4}$, $\frac{5}{32}$ and $\frac{3}{16}$ in., Nos. 202923, 229259 and 230795	1 90
229258	11840	Presser Foot (hinged) complete, 46 needle hole, in gauges $\frac{3}{32}$, $\frac{1}{4}$, $\frac{5}{32}$ and $\frac{3}{16}$ in., Nos. 202923, 229257 and 230795	1 90
229450	11840	Presser Foot (hinged) complete, 40 needle hole, in gauges $\frac{3}{32}$, $\frac{1}{4}$, $\frac{5}{32}$ and $\frac{3}{16}$ in., Nos. 202923, 229449 and 230795	1 90
229896	11840	Presser Foot (hinged) complete, 53 needle hole, in gauges $\frac{1}{16}$, $\frac{3}{16}$, $\frac{1}{4}$ and $\frac{5}{16}$ in., Nos. 202923, 229895 and 230795	1 90
229396	11840	Presser Foot (hinged) complete, 50 needle hole, in gauges $\frac{1}{16}$, $\frac{3}{16}$, $\frac{1}{4}$ and $\frac{5}{16}$ in., Nos. 202923, 229395 and 230795	1 90
229268	11840	Presser Foot (hinged) complete, 46 needle hole, in gauges $\frac{1}{16}$, $\frac{3}{16}$, $\frac{1}{4}$ and $\frac{5}{16}$ in., Nos. 202923, 229267 and 230795	1 90
229894	11840	Presser Foot (hinged) complete, 40 needle hole, in gauges $\frac{1}{16}$, $\frac{3}{16}$, $\frac{1}{4}$ and $\frac{5}{16}$ in., Nos. 202923, 229893 and 230795	1 90
229902	11840	Presser Foot (hinged) complete, 53 needle hole, in gauges $\frac{3}{32}$, $\frac{1}{4}$, $\frac{5}{32}$ and $\frac{3}{16}$ in., Nos. 202923, 229901 and 230795	2 00
231458	11840	Presser Foot (hinged) complete, 50 needle hole, in gauges $\frac{3}{32}$, $\frac{1}{4}$, $\frac{5}{32}$ and $\frac{3}{16}$ in., Nos. 202923, 230795 and 231457	2 00
229270	11840	Presser Foot (hinged) complete, 46 needle hole, in gauges $\frac{3}{32}$, $\frac{1}{4}$, $\frac{5}{32}$ and $\frac{3}{16}$ in., Nos. 202923, 229269 and 230795	2 00
231460	11840	Presser Foot (hinged) complete, 40 needle hole, in gauges $\frac{3}{32}$, $\frac{1}{4}$, $\frac{5}{32}$ and $\frac{3}{16}$ in., Nos. 202923, 230795 and 231459	2 00
229315	11841	Presser Foot (hinged) complete, 53 needle hole, in gauges $\frac{3}{32}$, $\frac{1}{4}$, $\frac{5}{32}$ and $\frac{3}{16}$ in., Nos. 202923, 229422 and 230795	2 60
229614	11841	Presser Foot (hinged) complete, 50 needle hole, in gauges $\frac{3}{32}$, $\frac{1}{4}$, $\frac{5}{32}$ and $\frac{3}{16}$ in., Nos. 202923, 229613 and 230795	2 75
229316	11841	Presser Foot (hinged) complete, 53 needle hole, in gauges $\frac{1}{16}$, $\frac{3}{16}$, $\frac{1}{4}$ and $\frac{5}{16}$ in., Nos. 202923, 229424 and 230795	2 60
229826	11841	Presser Foot (hinged) complete, 50 needle hole, in gauges $\frac{1}{16}$, $\frac{3}{16}$, $\frac{1}{4}$ and $\frac{5}{16}$ in., Nos. 202923, 229827 and 230795	2 60

Presser Feet

No.	Plate	Name	Each
229969	11841	Presser Foot (hinged) complete, 50 needle hole, in gauges from $\frac{1}{16}$ to $\frac{3}{16}$ in., in steps of $\frac{1}{32}$ in., Nos. 202923, 229968 and 230795	\$2 60
229437	11841	Presser Foot (hinged) complete, 53 needle hole, in gauges $\frac{3}{32}$, $\frac{1}{4}$, $\frac{5}{32}$ and $\frac{3}{16}$ in., Nos. 202923, 229436 and 230795	2 60
229398	11842	Presser Foot (hinged) complete, 53 needle hole, in gauges from $\frac{1}{16}$ to $\frac{5}{16}$ in., in steps of $\frac{1}{32}$ in., Nos. 202923, 229397 and 230795	2 00
231456	11842	Presser Foot (hinged) complete, 50 needle hole, in gauges from $\frac{1}{16}$ to $\frac{5}{16}$ in., in steps of $\frac{1}{32}$ in., Nos. 202923, 230795 and 231455	2 00
229898	11842	Presser Foot (hinged) complete, 46 needle hole, in gauges from $\frac{1}{16}$ to $\frac{5}{16}$ in., in steps of $\frac{1}{32}$ in., Nos. 202923, 229897 and 230795	2 00
229900	11842	Presser Foot (hinged) complete, 40 needle hole, in gauges from $\frac{1}{16}$ to $\frac{5}{16}$ in., in steps of $\frac{1}{32}$ in., Nos. 202923, 229899 and 230795	2 00
229400	11842	Presser Foot (hinged) complete, 53 needle hole, in gauges from $\frac{3}{32}$ to $\frac{1}{4}$ in., in steps of $\frac{1}{32}$ in., Nos. 202923, 229399 and 230795	2 00
231464	11842	Presser Foot (hinged) complete, 50 needle hole, in gauges from $\frac{3}{32}$ to $\frac{1}{4}$ in., in steps of $\frac{1}{32}$ in., Nos. 202923, 230795 and 231463	2 00
231466	11842	Presser Foot (hinged) complete, 46 needle hole, in gauges from $\frac{3}{32}$ to $\frac{1}{4}$ in., in steps of $\frac{1}{32}$ in., Nos. 202923, 230795 and 231465	2 00
231468	11842	Presser Foot (hinged) complete, 40 needle hole, in gauges from $\frac{3}{32}$ to $\frac{1}{4}$ in., in steps of $\frac{1}{32}$ in., Nos. 202923, 230795 and 231467	2 00
229585	11842	Presser Foot (hinged) complete, 53 needle hole, in gauges $\frac{1}{16}$, $\frac{3}{16}$ and $\frac{1}{4}$ in., Nos. 202923, 229420 and 230795	2 60
229847	11842	Presser Foot (hinged) complete, 50 needle hole, in gauges $\frac{1}{16}$, $\frac{3}{16}$ and $\frac{1}{4}$ in., Nos. 202923, 229846 and 230795	2 60
211547	11842	Presser Foot (hinged) complete, 53 needle hole, in gauges from $\frac{1}{16}$ to $\frac{5}{16}$ in., in steps of $\frac{1}{32}$ in., Nos. 202923, 229233 and 230795	2 50

Presser Feet

No.	Plate	Name	Each
229314	11842	Presser Foot (hinged) complete, 50 needle hole, in gauges from $\frac{1}{8}$ to $\frac{5}{8}$ in., in steps of $\frac{1}{32}$ in., Nos. 202923, 229313 and 230795	\$2 60
229432	13211	Presser Foot (hinged) complete, 40 needle hole, in gauges from $\frac{1}{32}$ to $\frac{5}{16}$ in., in steps of $\frac{1}{32}$ in., Nos. 202923, 229426 and 230795, for felling	2 60

THROAT PLATES

No.	Plate	Name	Each
223713	13214	Throat Plate, for 223629 and 223630, in gauges $\frac{1}{8}$, $\frac{5}{32}$, $\frac{1}{4}$ and $\frac{3}{16}$ inch	\$1 60
223712	13214	Throat Plate, for 223628 and 223631, in gauges from $\frac{1}{4}$ to $\frac{3}{8}$ in., in steps of $\frac{1}{32}$ inch	1 75
223714	13214	Throat Plate, for 223632 to 223634, in gauges from $\frac{1}{8}$ to $\frac{3}{16}$ in., in steps of $\frac{1}{32}$ inch	1 85
223715	—	Throat Plate, for 223635 and 223636, in 1 in. gauge	2 00

UNDER DRIVER

Ball Bearing, Right Hand, Round Belt, Two Speed.

No.	Plate	Name	Each
202457	10959	Cone Pulley (grooved), two speed, 3 $\frac{3}{4}$ in. and 4 $\frac{1}{2}$ in. belt diam., with 227553	\$1 35
25362	12321	Cone Pulley Ball, size $\frac{3}{8}$ inch. Per 100	80
204100	12321	" " " Bearing Cup	12
204101	12321	" " " Cap	02
204102	12321	" " " Retaining Spring	05
227553	12322	Cone Pulley Ball Cup complete, Nos. 204100 to 204102 and thirteen 25362	45
202459	10959	Driving Pulley, 7 $\frac{1}{2}$ in. diam., with 202460 and 204105	75
202460	10959	Driving Pulley Friction Ring (leather)	05
204105	12321	" " " " Stop Pin	01
227743	—	" " Shaft (hollow) with 204109, 204110, 204112 and two 204111	60
202461	10959	Driving Pulley Shaft 227743 with 204107, 204108 and eleven 25303	1 00
25303	12321	Driving Pulley Shaft Ball, size $\frac{3}{4}$ inch Per 100	1 00
204107	12321	Driving Pulley Shaft Ball Cup	10
204108	12321	" " " " " Cap	02
204109	—	" " " Oil Plug	01
204110	—	" " " Oiling Leather	02
204111	—	" " " " " Pin (leather)	01
204112	12322	Driving Pulley Shaft Oiling Wick	01
200524c	12321	" " " Set Screw	06
204113	12321	" " " Thimble	10
227734	10959	Frame with 200524c	80
202463	10959	Lever (compression) with 204117, two each 200524c and 202845	45
227735	10959	Lever Brake with 200524c, 204122 and two 200374c	35
227736	10959	Lever Brake 227735 with 200082b and 227737	60

No.	Plate	Name	Each
227737	10959	Lever Brake Belt Guard	\$ 20
200082b	12321	" " " " Screw	03
204122	12322	" " " " Leather	05
200374c	12321	" " " " Set Screw	02
200524c	12321	" " " " Set Screw	06
204123	12322	" " " " Spring	05
204117	12321	" " " " Compression Plate	10
202845	12321	" " " " Rivet	01
202464	10959	" " " " Shaft with 202302	20
202302	12321	" " " " Cotter Pin	01
200524c	12321	" " " " Set Screw	06
27070	10959	Shaft Pulley (sectional, grooved), 10 in. diam., 1 $\frac{3}{8}$ in. bore, with two 597c	45
597c	11614	Shaft Pulley Clamping Screw	08
227976	10959	Treadle with 200540b	45
227977	10959	" 227976 with 227602	60
227602	10959	" Adjustable Connecting Slide	20
200540b	11614	" " " " " Set Screw	10
202468	10959	Treadle Pitman Rod (lower or upper)	05
204126	12321	" " " " Clamp with two 200530c	20
200530c	12321	Treadle Pitman Rod Clamp Set Screw	05
227980	10959	Treadle Pitman complete, Nos. 204126 and two 202468	30
204127	10959	Treadle Stand (left) with two wood screws 1 in., No. 13	08
204128	10959	Treadle Stand (right) with two wood screws 1 in., No. 13	08
227981	—	Treadle and Stand complete, Nos. 204127, 204128 and 227977	75
227982	—	Treadle and Pitman Complete, Nos. 227980 and 227981	90
227738	—	Transmitter complete, Nos. 202457, 202459, 202461, 202463, 202464, 204113, 204123, 227734, 227736 and three wood screws 1 $\frac{3}{4}$ in., No. 15	3 00
227984	—	Under Driver (ball bearing), lever pressure, right hand, two speed, complete, Nos. 27070, 227738 and 227982	4 00

OBSOLETE PARTS

No.	Plate	Name	Each
223614	13202	Bed Slide (back)	\$ 50
223615	—	" " 223614 with 200586H, 200598F, 223625 and 223708	85
223616	13206	Bed Slide (front)	60
223617	—	" " 223616 with 200586H, 200598F, 223625 and 223708	95
223619	13203	Bobbin Case with 200597H, 201016F and 223624	2 50
223625	13203	Bobbin Retainer	15
223663	13217	Feed Regulating Index Plate	50
223726	—	Hook and Bobbin Case complete, Nos. 223619 and 223667	7 50

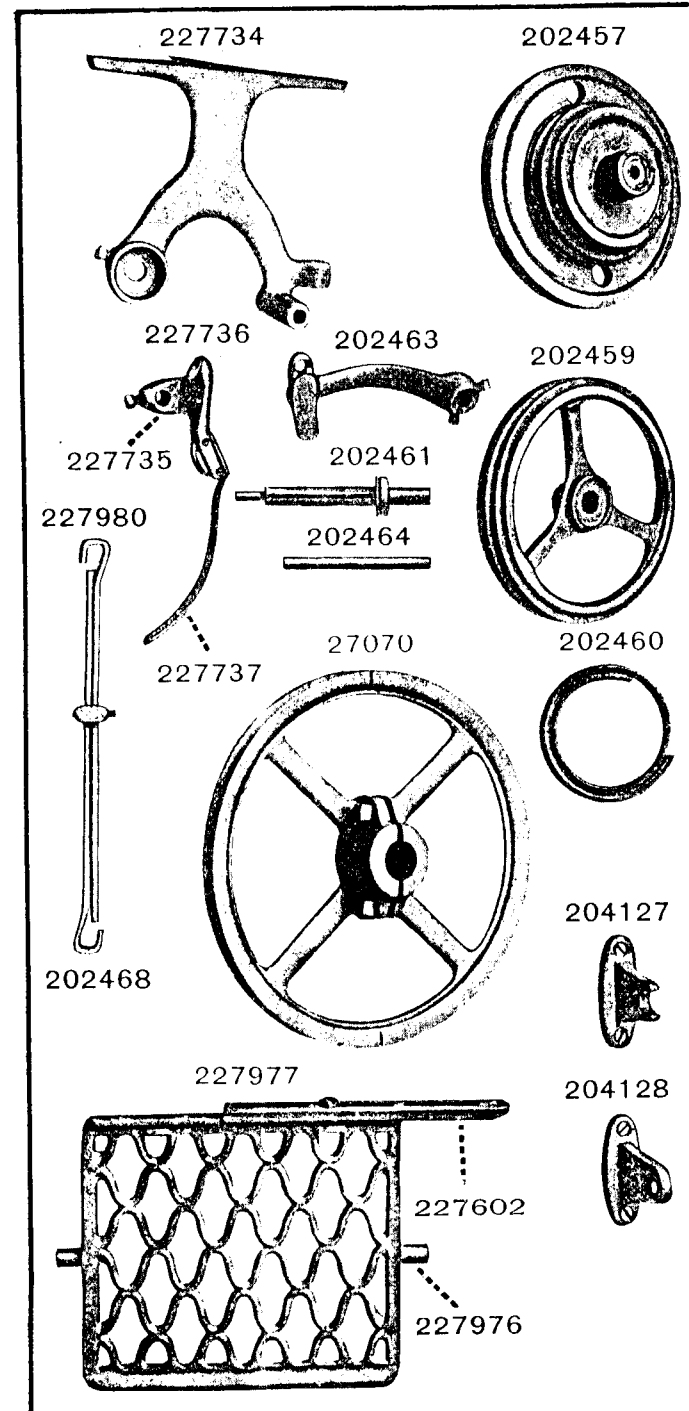


PLATE 11608—FULL SIZE

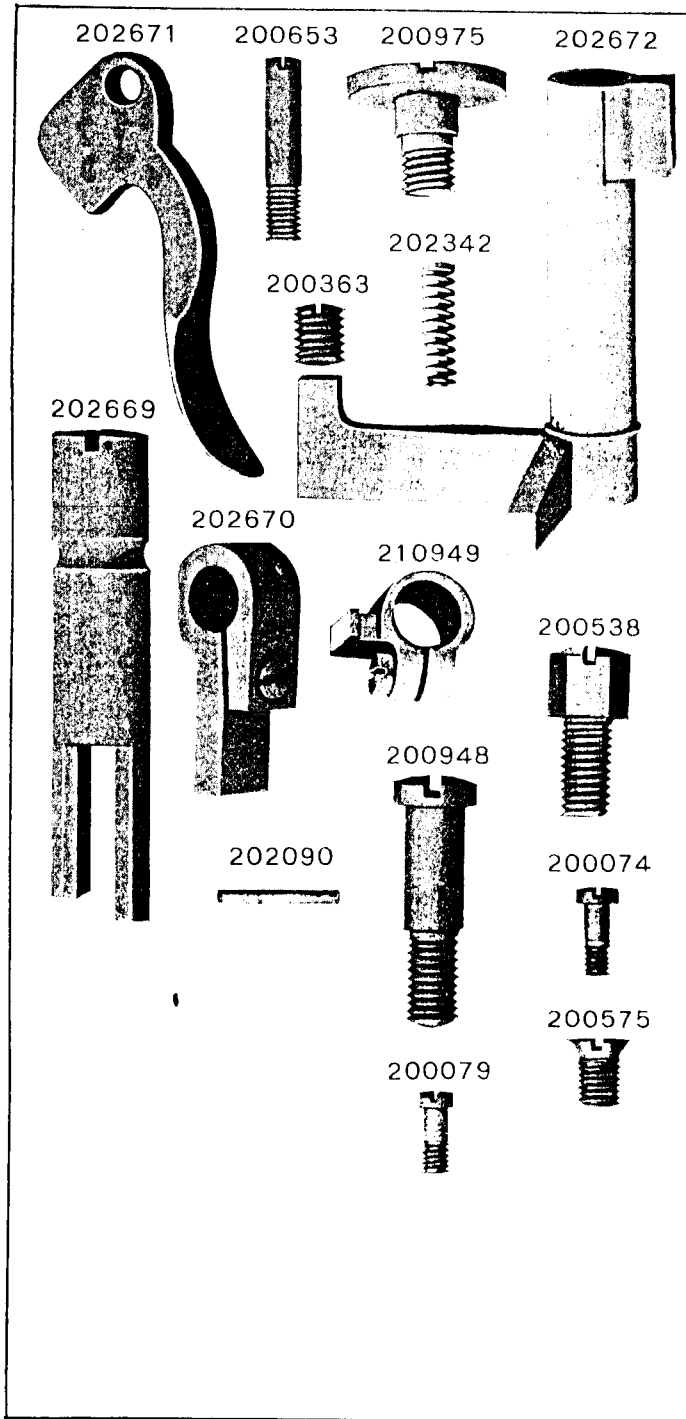


PLATE 11609—FULL SIZE

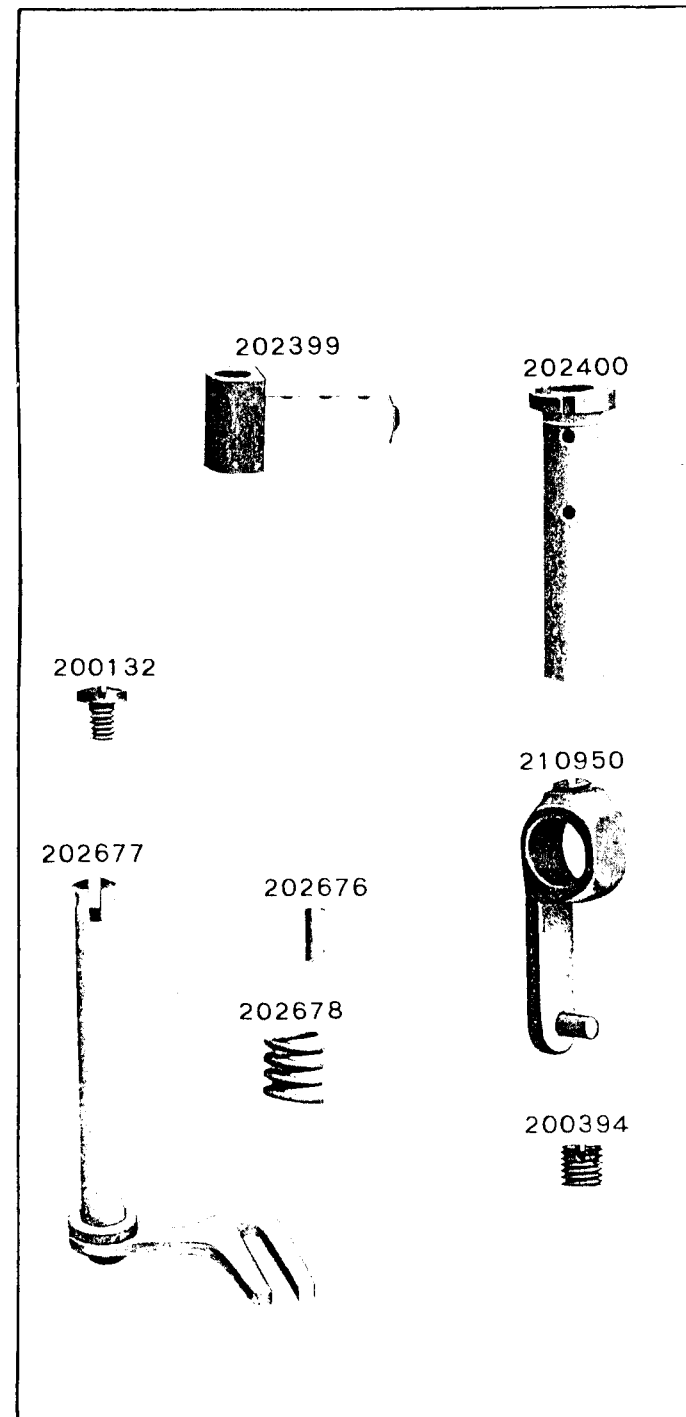


PLATE 11610 - FULL SIZE

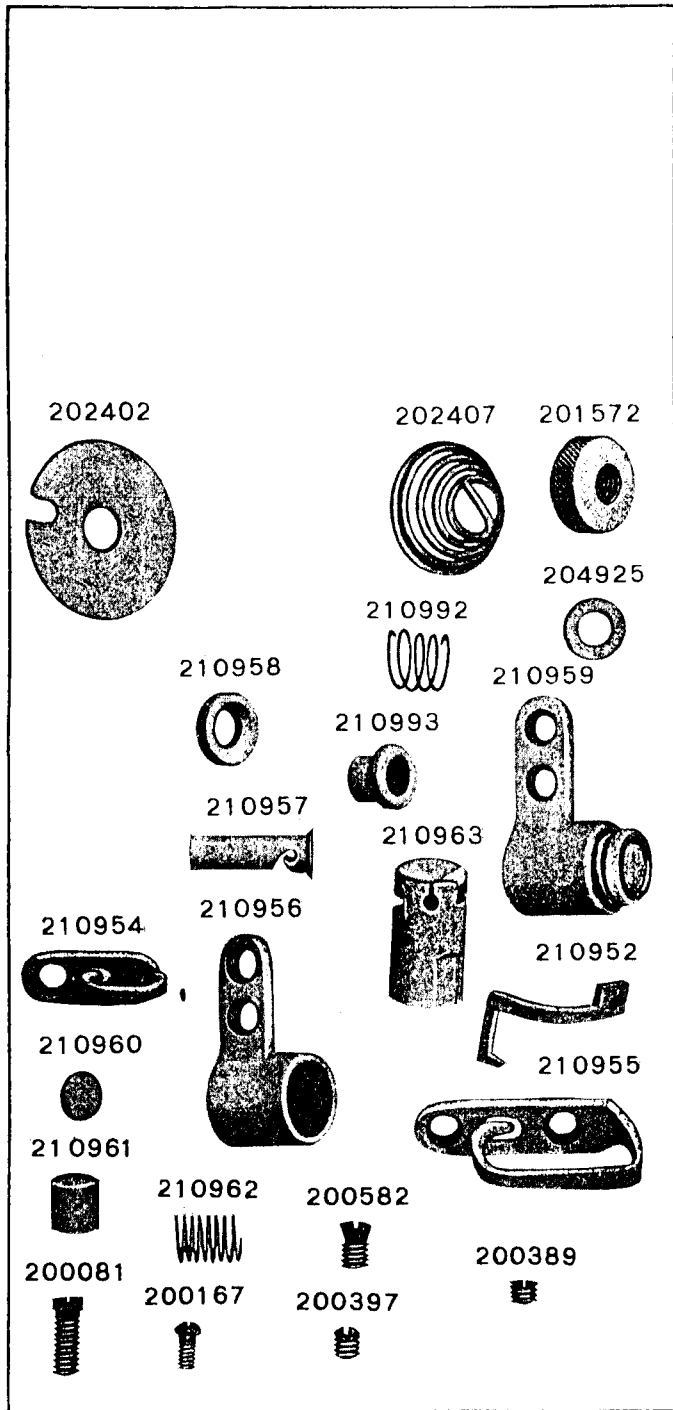


PLATE 11614 - FULL SIZE

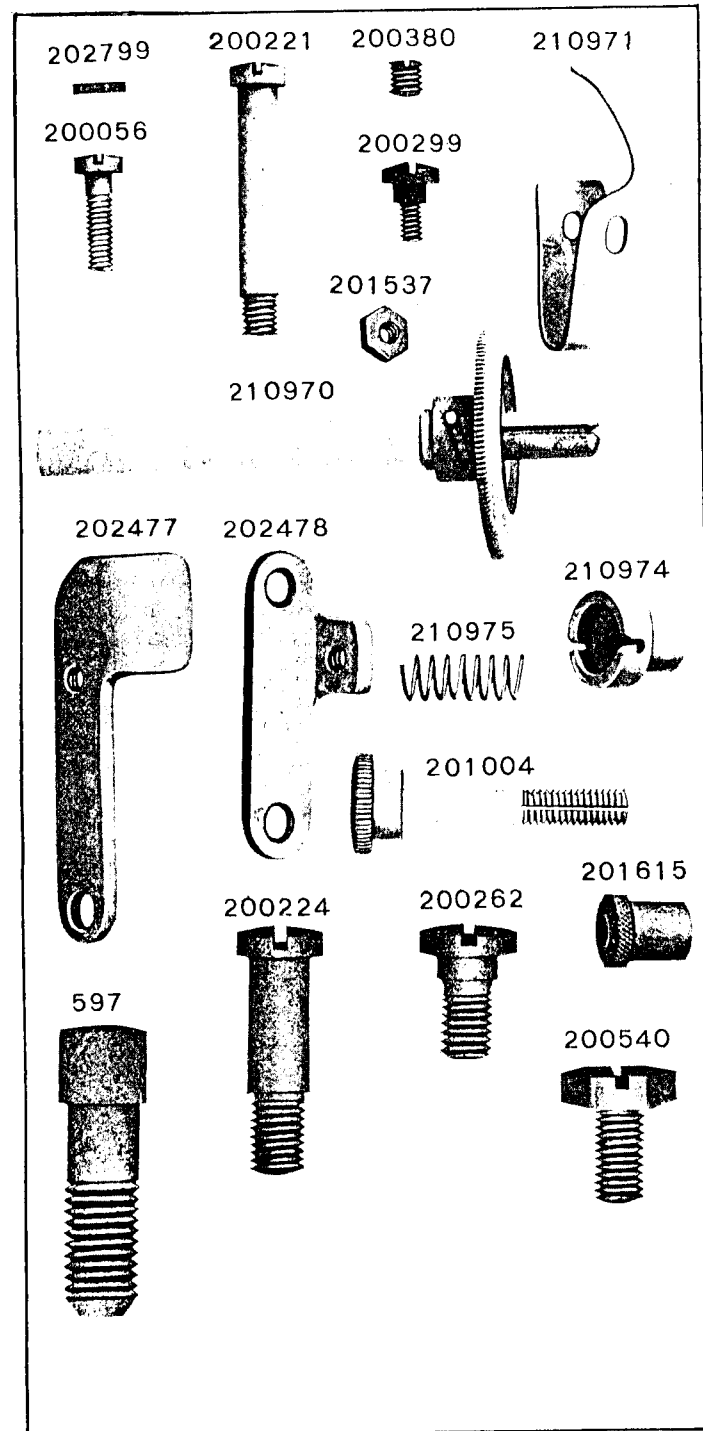


PLATE 11618 - ONE-HALF SIZE

210911





PLATE 11840 - FULL SIZE

229323



221418



229236	229258	229268	229270
229238	229260	229396	229902
231500	229450	229894	231458
231502	231452	229896	231460
231504	231512	231454	231462

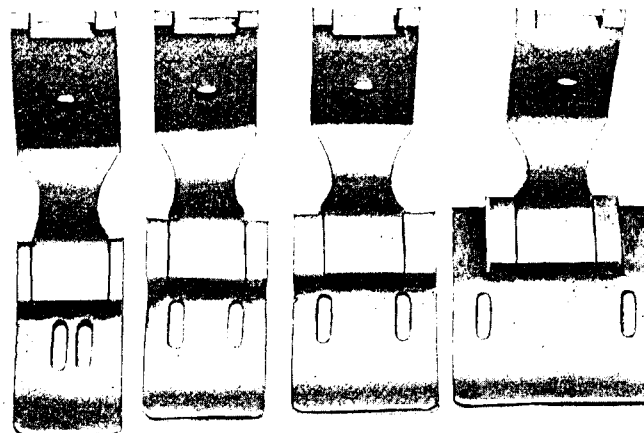
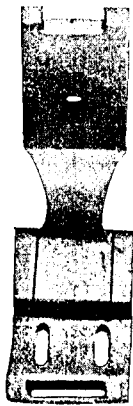
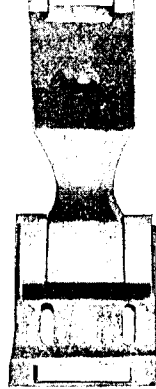


PLATE 11841 - FULL SIZE


229614



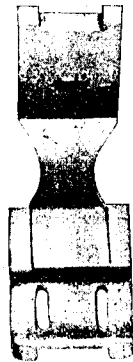
229826



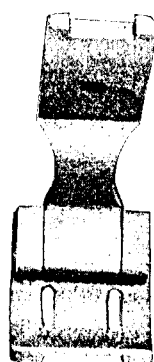
229969



229315



229316



229437




PLATE 11842 - FULL SIZE

229398

229400

229413

231464

229898

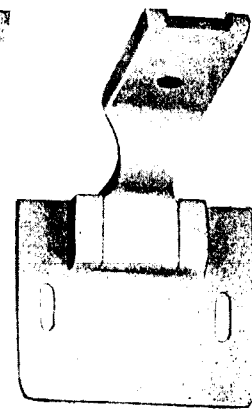
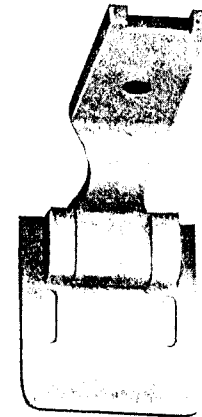
231466

229900

231468

231456

231470



229585

211547

229847

229314

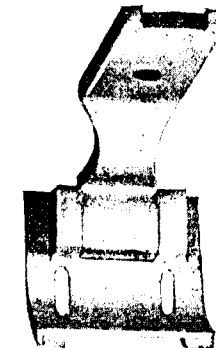
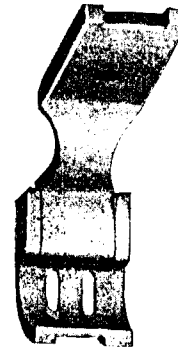


PLATE 13201-FULL SIZE

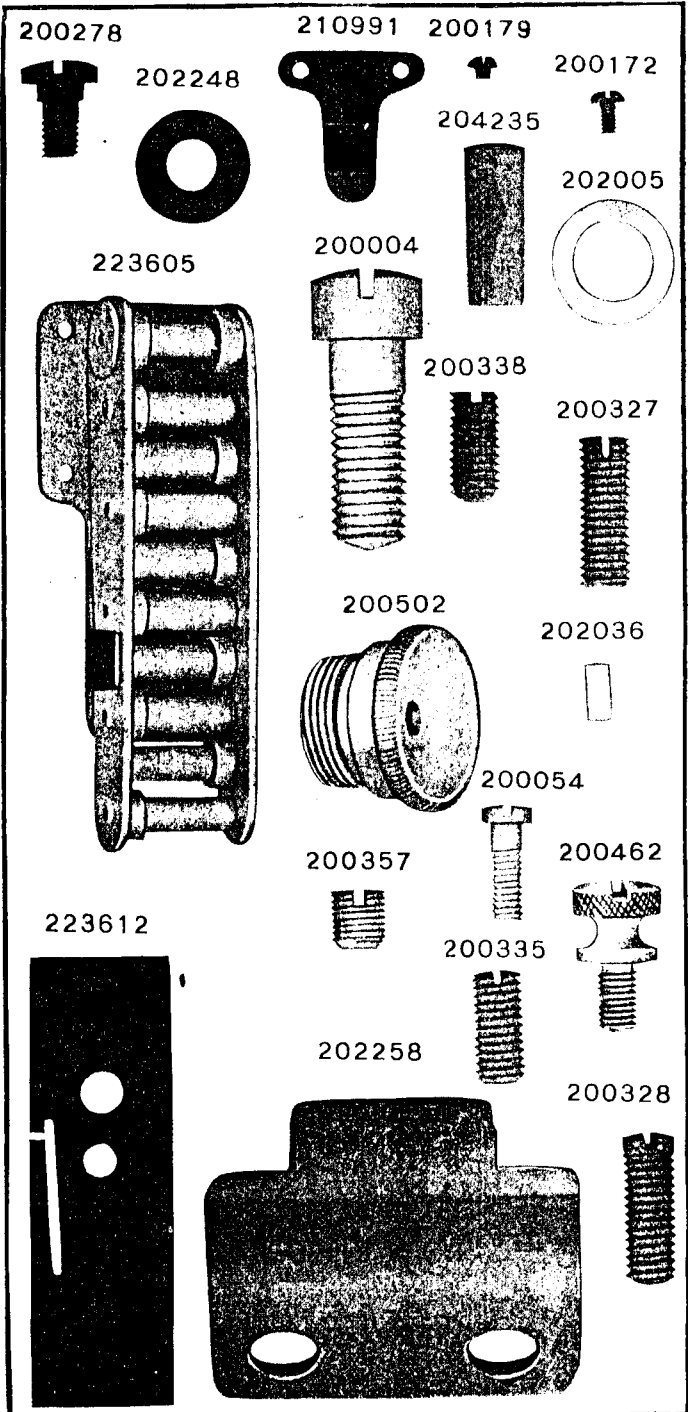


PLATE 13202-ONE-HALF SIZE

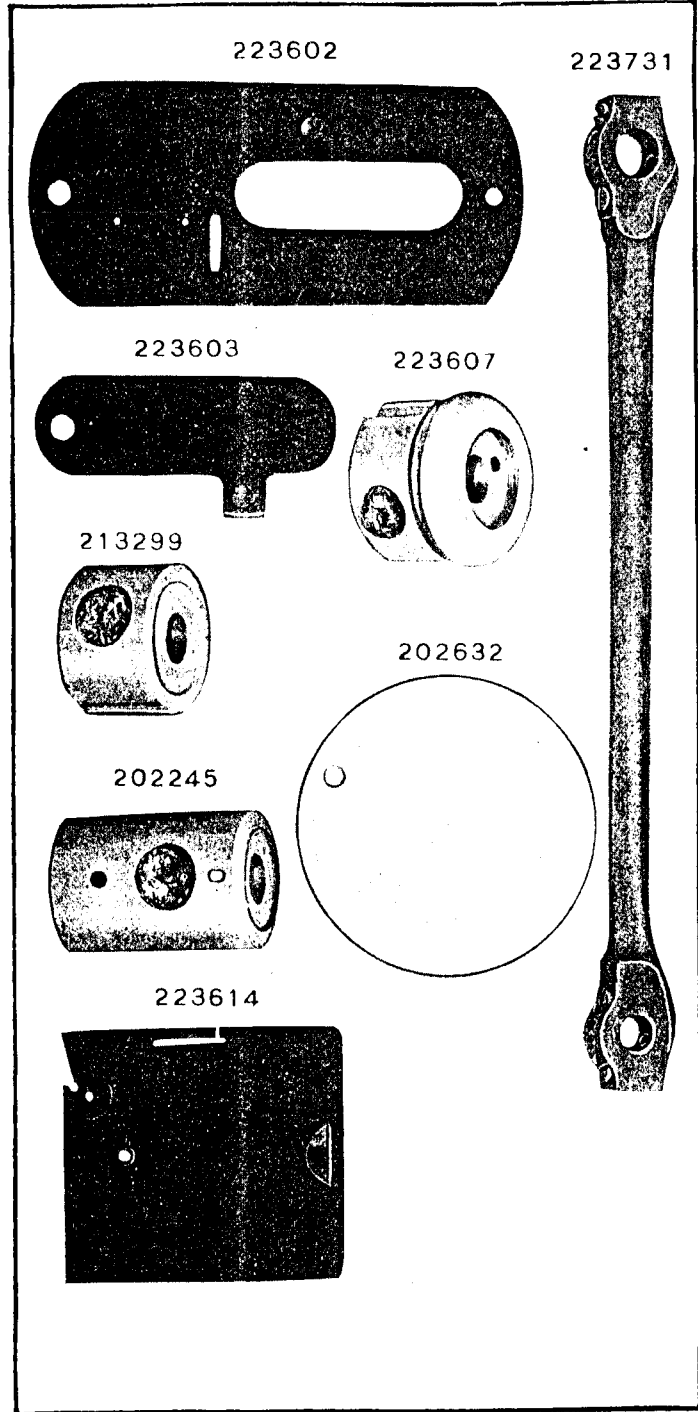


PLATE 13203-FULL SIZE

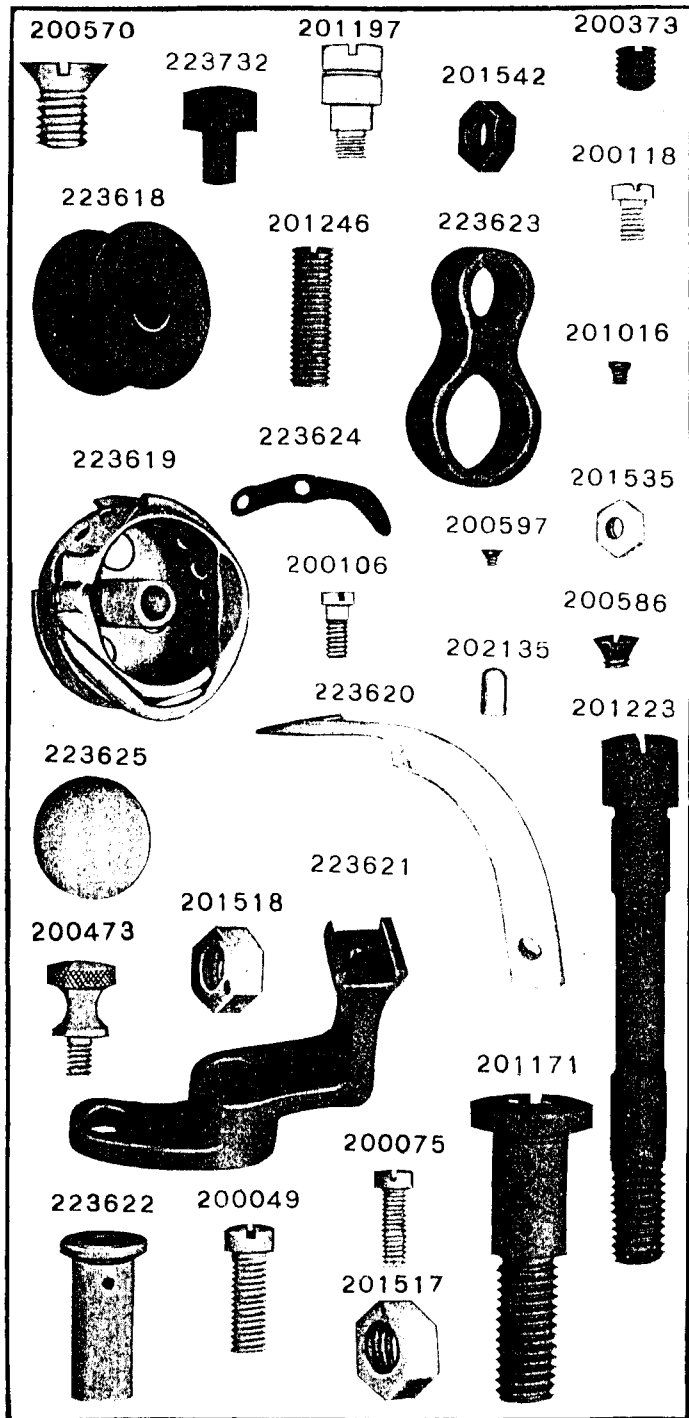


PLATE 13204-FULL SIZE

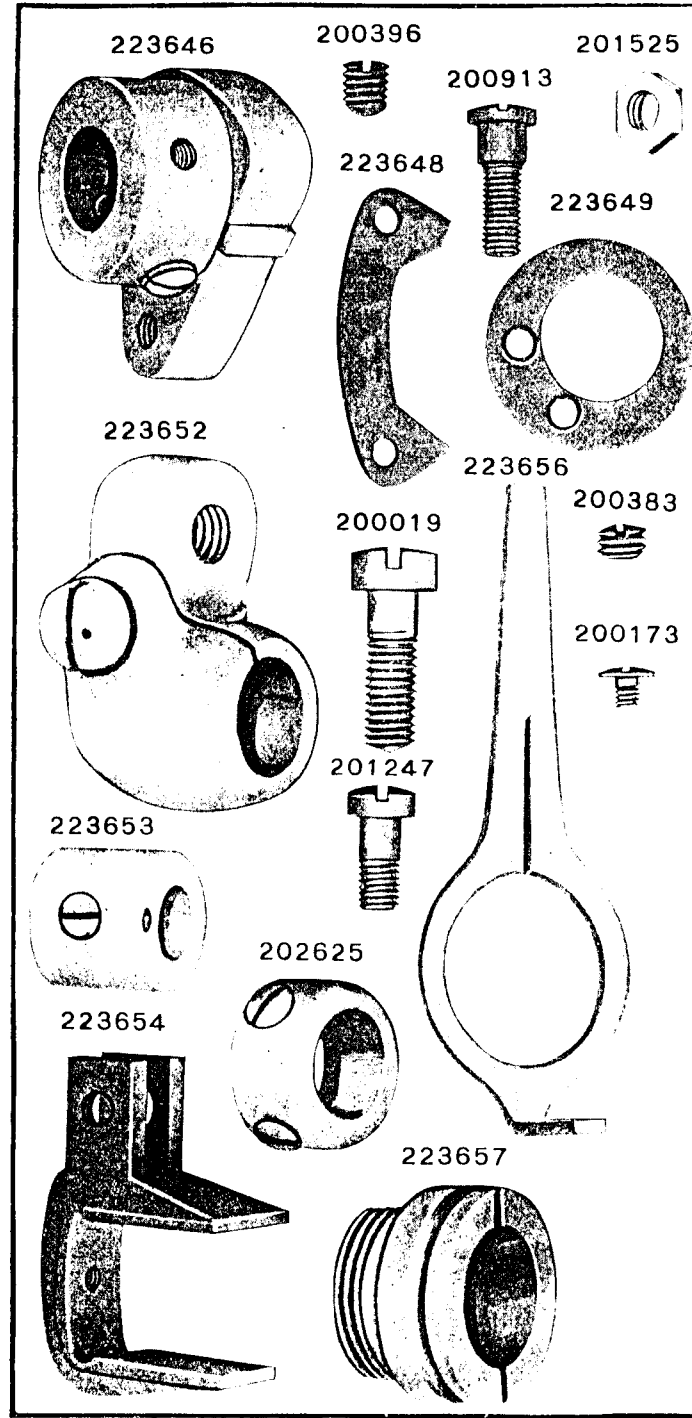


PLATE 13205-FULL SIZE

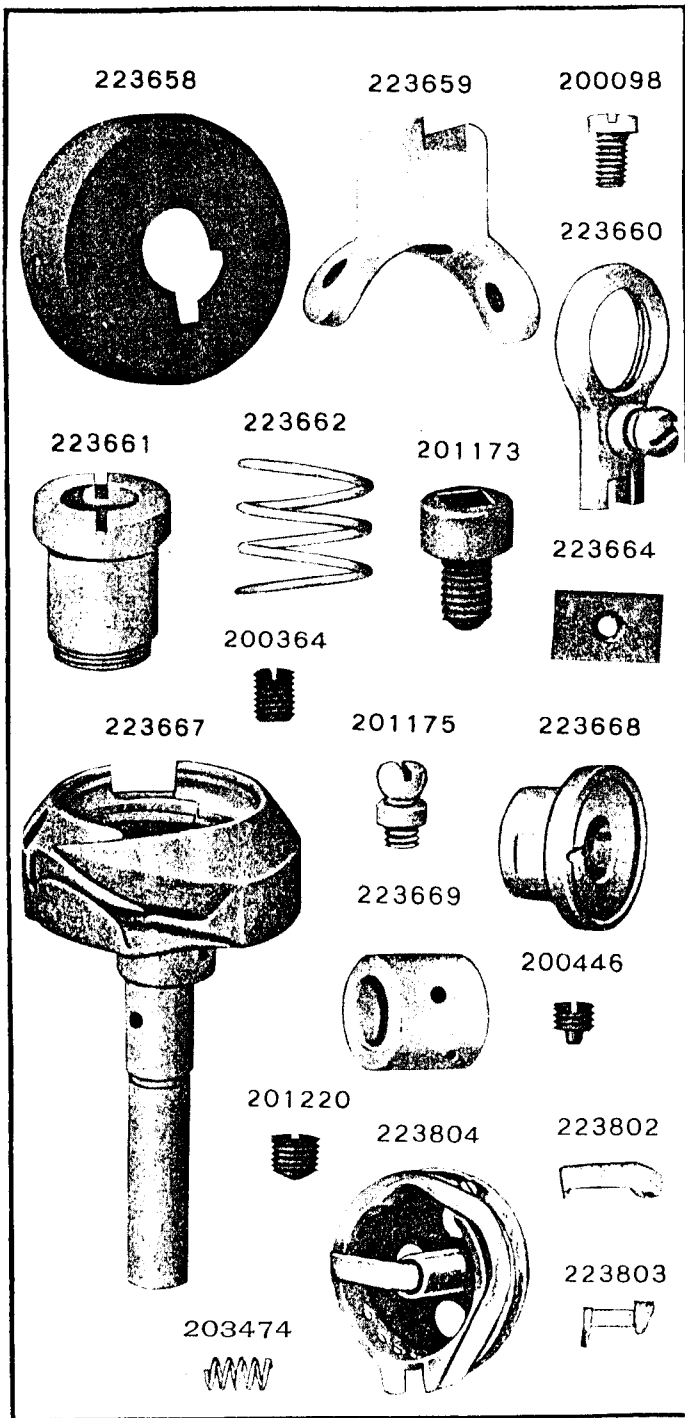


PLATE 13206-ONE-HALF SIZE

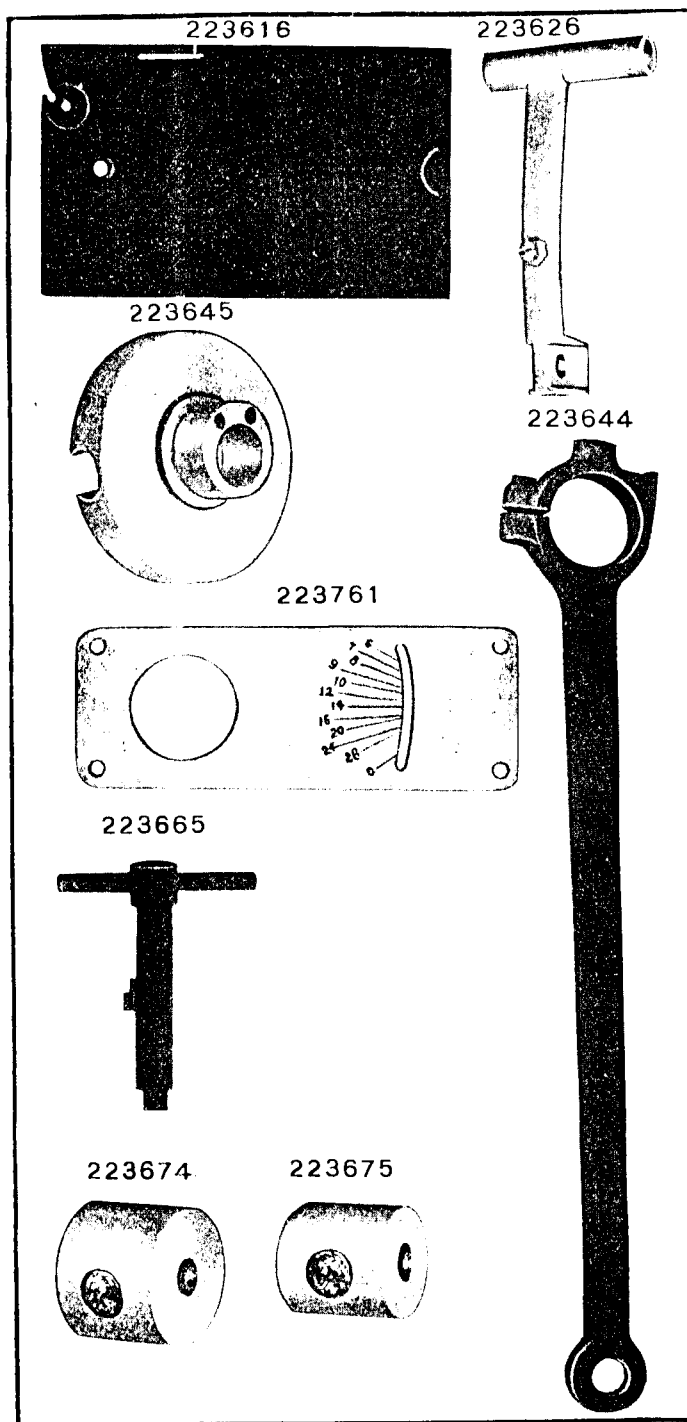


PLATE 13207-ONE-HALF SIZE

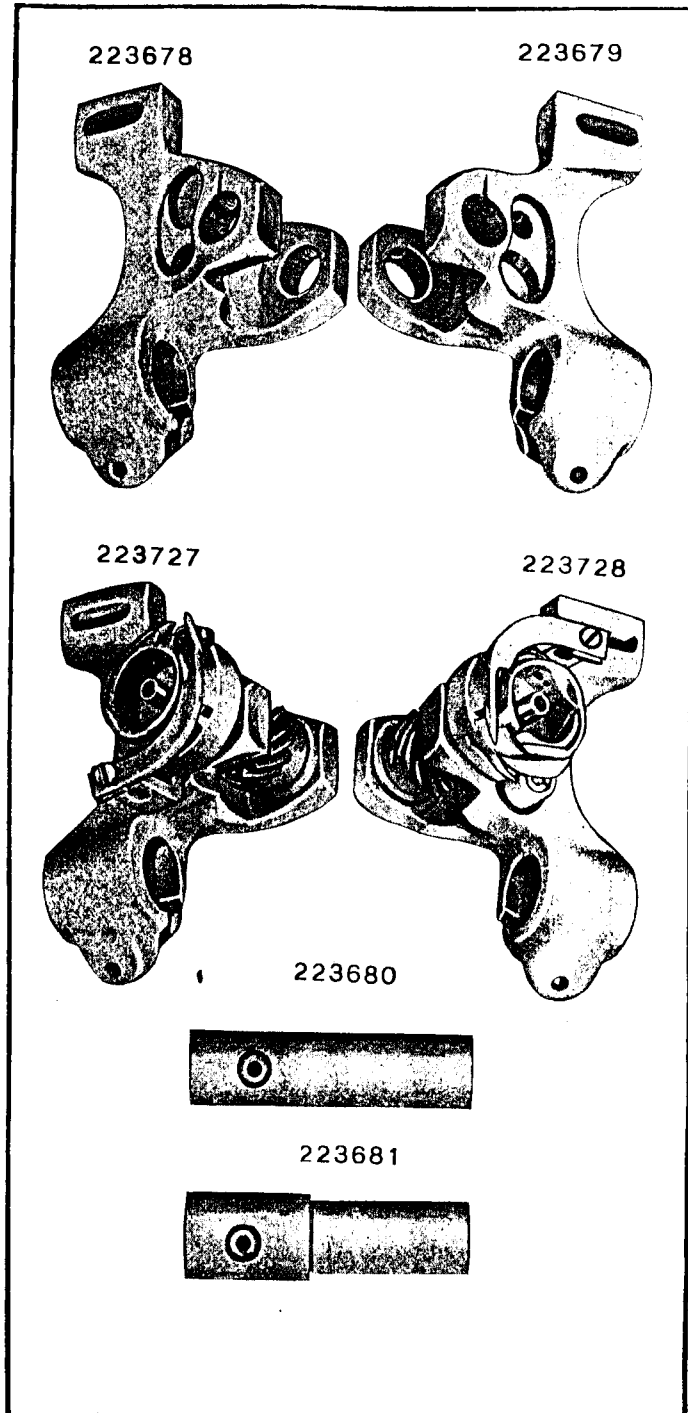


PLATE 13208-FULL SIZE

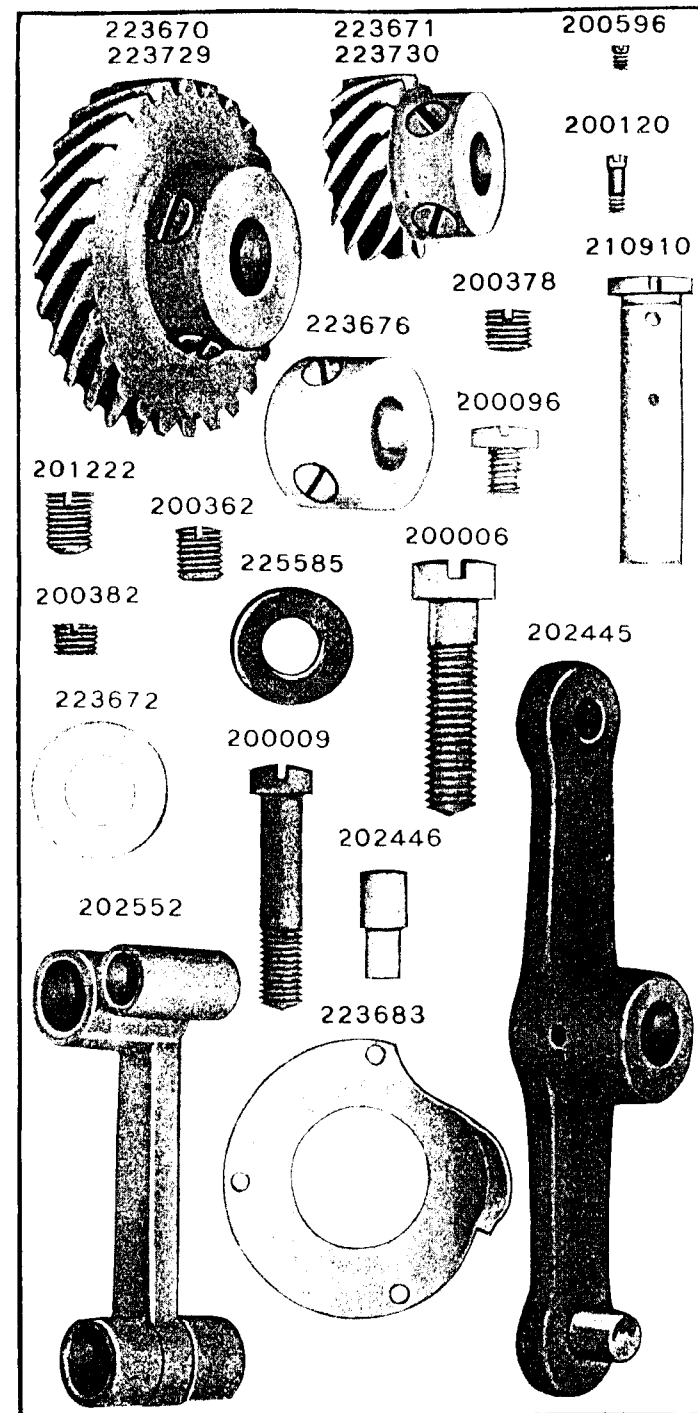


PLATE 13209-FULL SIZE




PLATE 13210-FULL SIZE

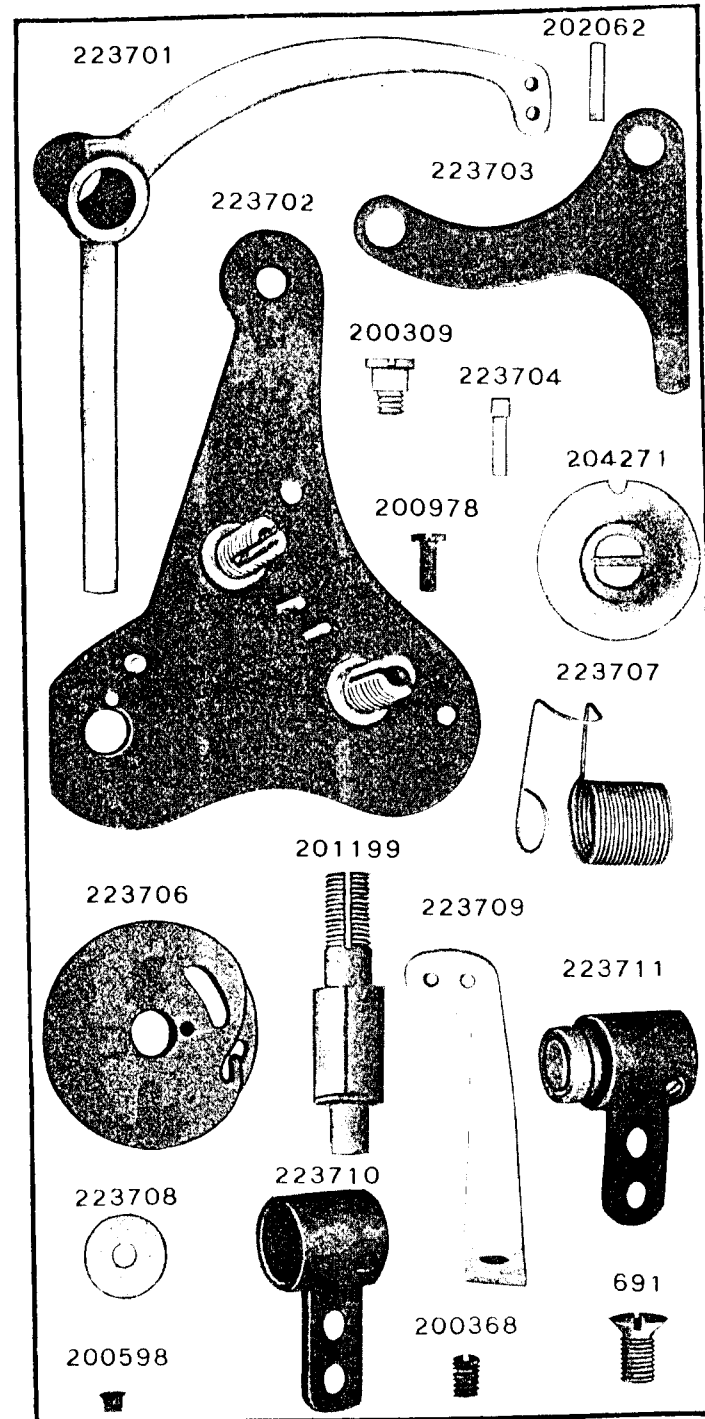


PLATE 13211-FULL SIZE

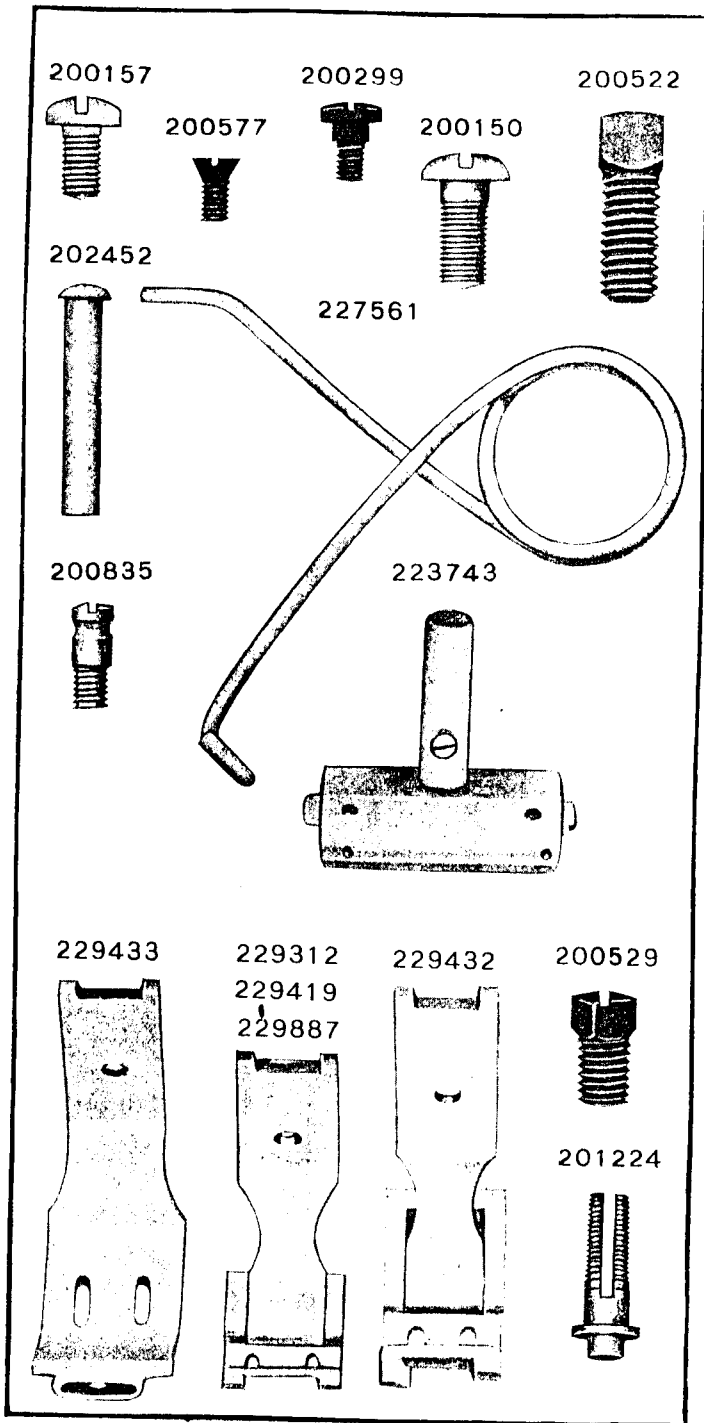


PLATE 13212-ONE-HALF SIZE

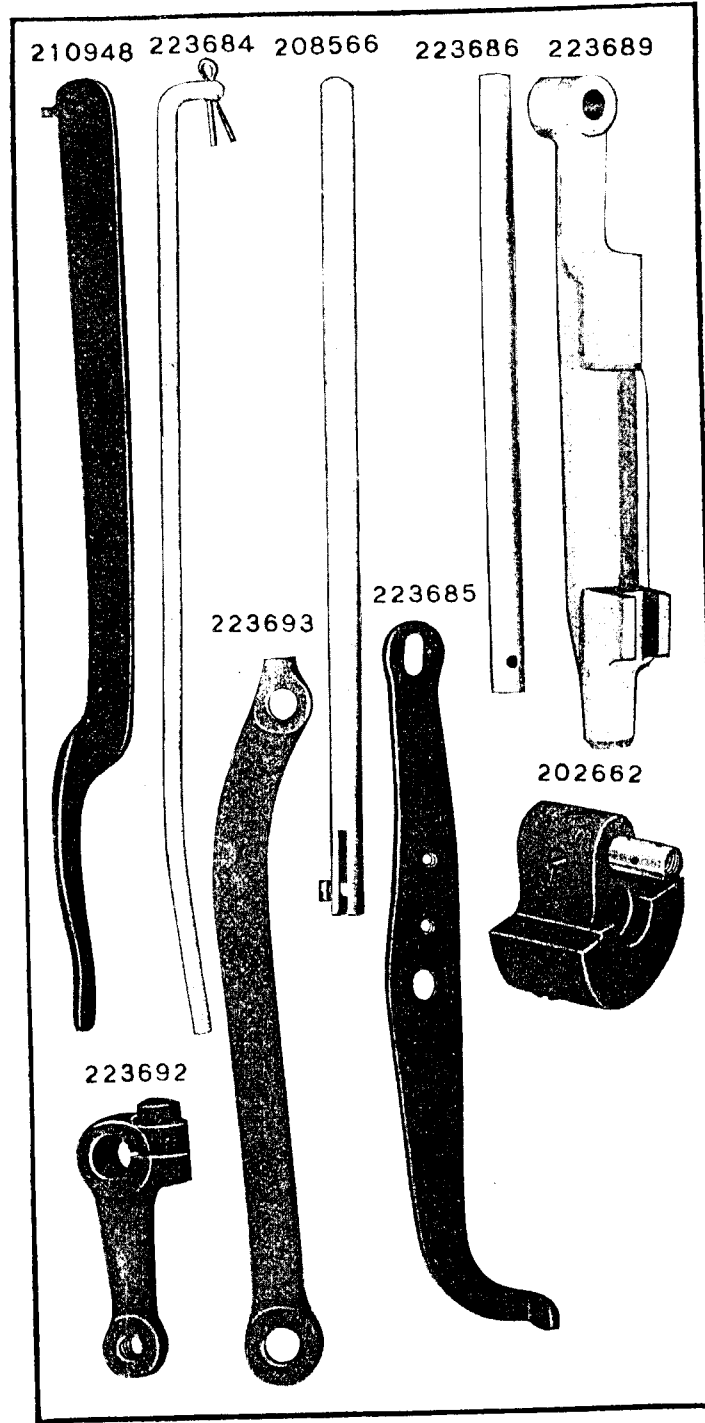


PLATE 13213-ONE-FOURTH SIZE

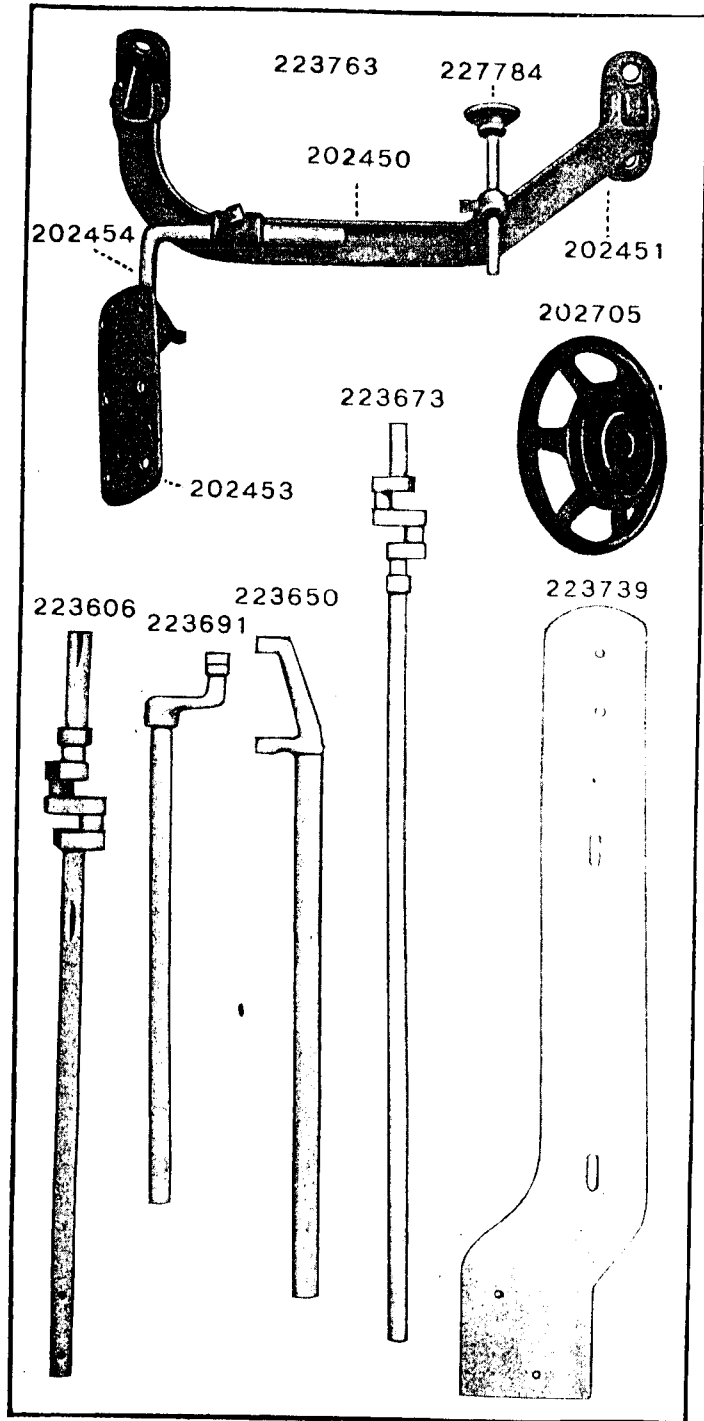


PLATE 13214-FULL SIZE

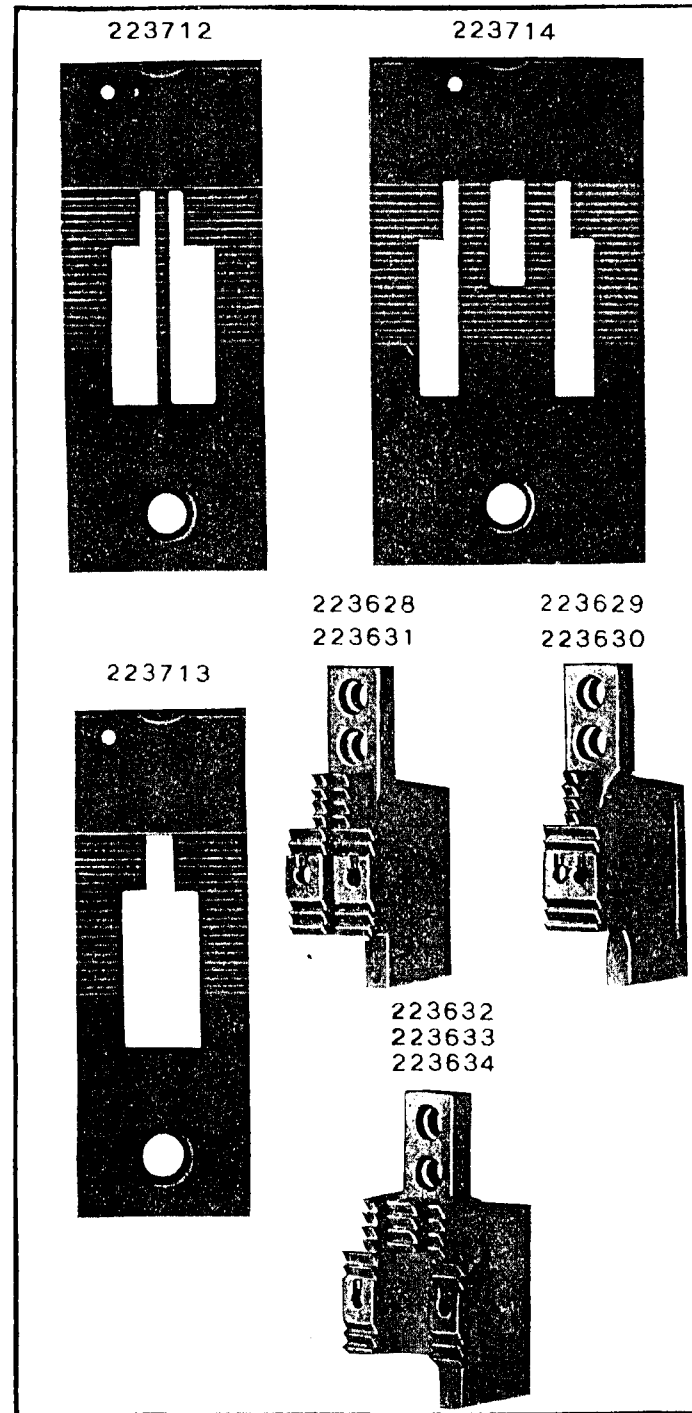


PLATE 13215-FULL SIZE

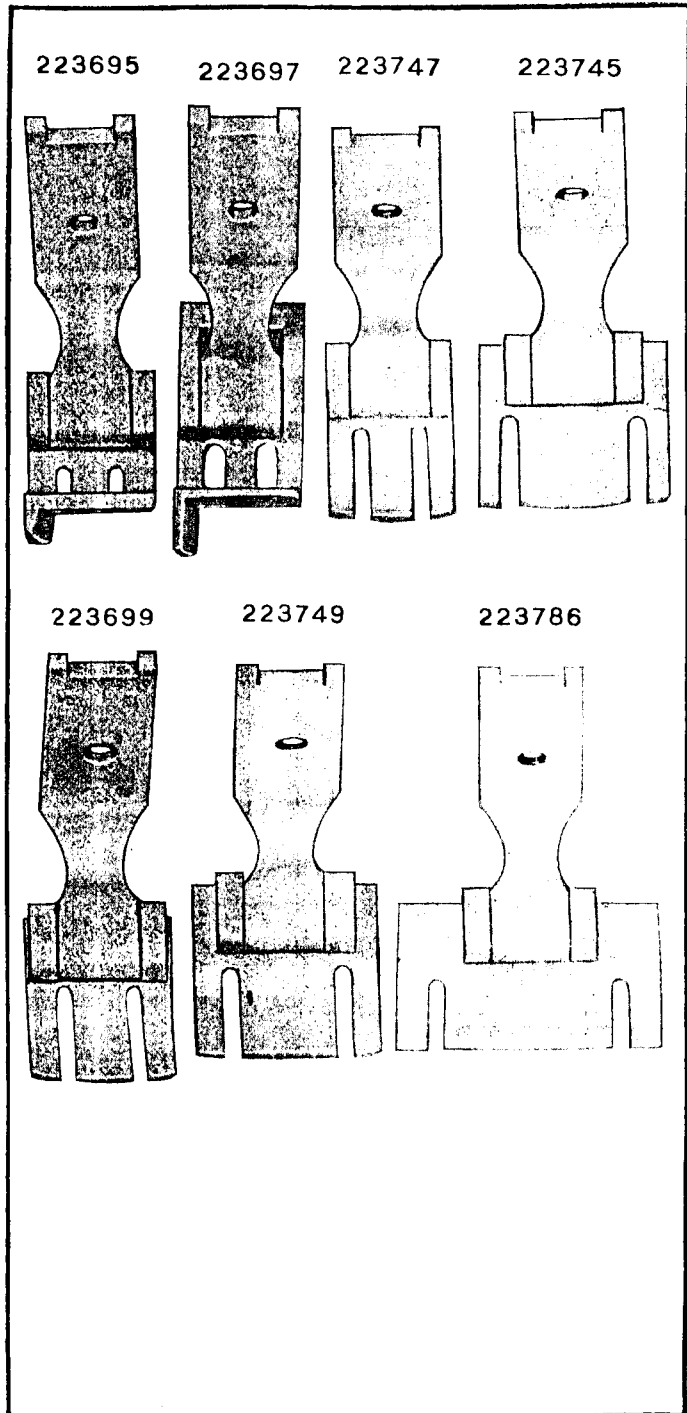


PLATE 13216-FULL SIZE

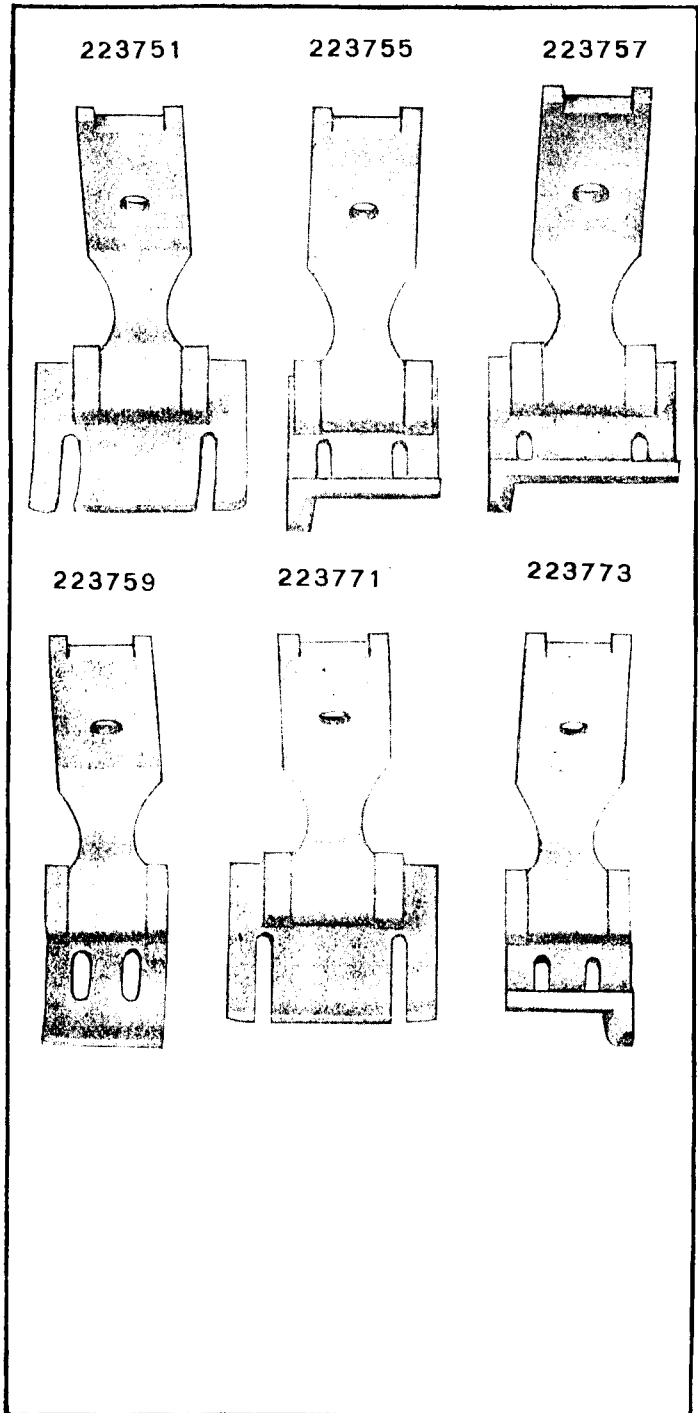


PLATE 13217-ONE-HALF SIZE




PLATE 13226-ONE-HALF SIZE

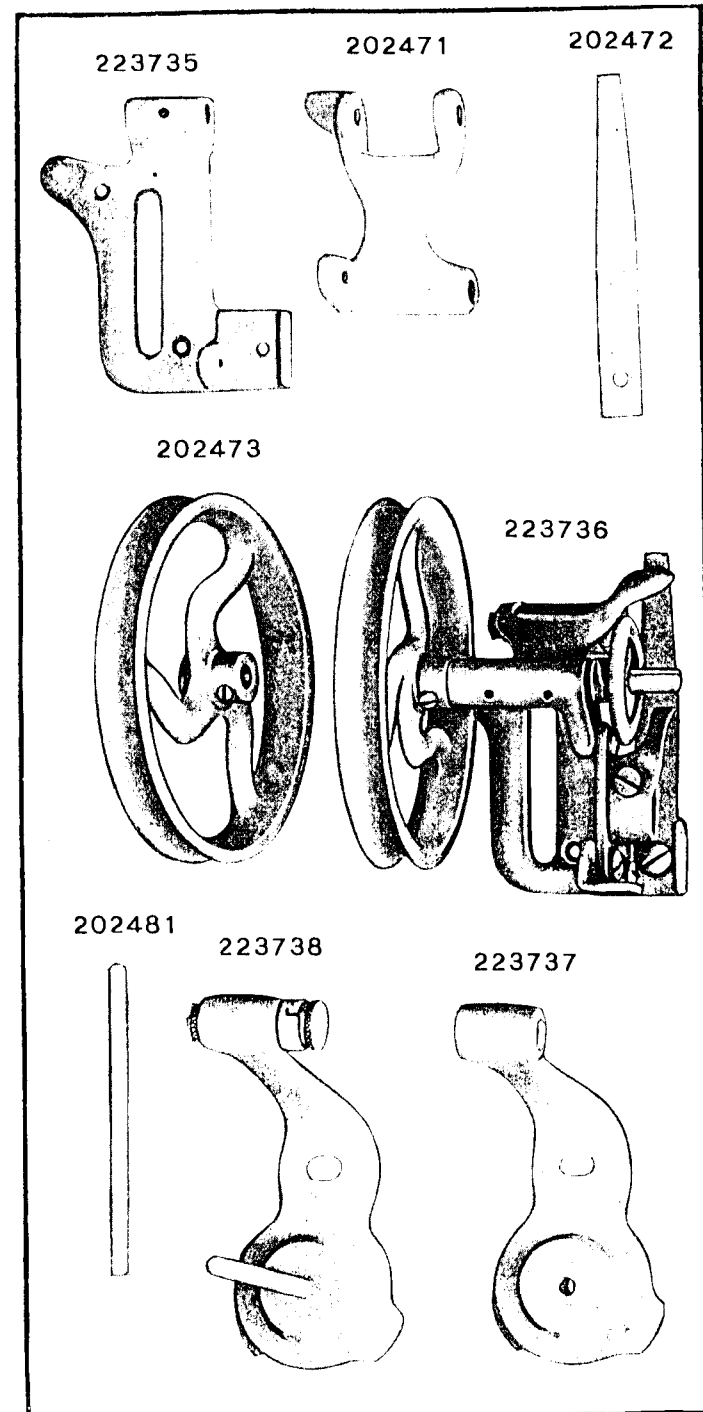
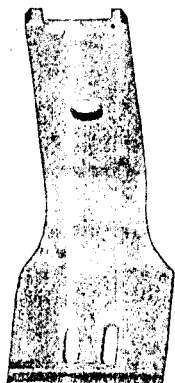
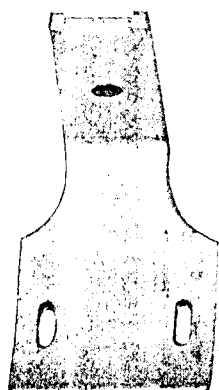


PLATE 14003-FULL SIZE

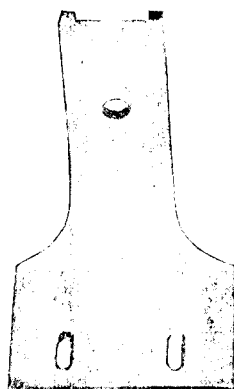
229411



229415



229412



229503

